



Mastering the Art of DIY Vapor

A How-To Book About Mixing eJuice
Using Flavorah – *The Flavoring for Vape*

Volume 2



Master the Art of DIY Vapor: A How-To Book About Mixing eJuice
Using Flavorah – The Flavoring for Vape Juice
Volume 2

Brought to you by Flavorah®
Monroe, WA

www.Flavorah.com

© 2020 McKnight Standards, LLC

All rights reserved. No portion of this book may be reproduced in any form without permission from the publisher, except as permitted by U.S. copyright law.

For permissions contact: inquire@Flavorah.com

Table of Contents

Advocacy	5	Amaretto Bomb Pop	29	OG Berry	48
Introduction	6	Autumn in the Garden of Eden	30	Papaya-coconut Dream Cream	49
Flavorah	6	Berry Smash	31	Peach Drip	50
Connect With Us	6	Berrylicious Gum	32	Pearcot Berry	51
Why (Do It Yourself)	7	Bourberry Jam	33	ροδάκινο: Peach in Greek	52
Disclaimer	10	Boyz	34	Purple Graze	53
Warnings	11	Brilliant Berries n' Friends V2	35	Root Beer Barrels	54
Basic Guide	12	Candied Apple Pops	36	Spearmint Gum (Pod/MTL)	55
Terminology Guide	12	Candy Corn	37	Star Broke	56
What's in your eJuice?	12	Cherry Lime N3rds	38	Strawberry, Shorty	57
Understanding Recipes	14	Cinnamon Melon Granita	39	Summer Fun	58
Recommended Supplies	16	Cotton Candy	40	Summer Melon Cooler	59
Mixing Your eJuice	17	Do You Lime Me?	41	Summer Punch	60
Further Development	18	Donkey Kong	42	Summer with GA Peaches	61
The Mixing Process	19	Guana Don't Cha Wanna	43	Toffee Maid	62
FLV Assortment Packs	23	Honeydew Blossom	44	Untamed Melon's	63
Recipe Page Guide	25	Lemon Goodness	45	W M D	64
DIY Vape Recipes	26	Melrose	46	Watermelon Candy	65
Adam's Smooth Jams	28	Milky Peach	47	Wild Melon Salad	66

Table of Contents Continued...

Dessert	67	TOC's Pumpkin Pie.....	85	Cinn Crunch Yams.....	104
ANGER.....	68	Simply Apple Pie.....	86	Cranberry Orange	
Berry Yogurt.....	69	Strawberry Mousse.....	87	Upside Down Cake.....	105
Blueberry Muffin Cheesecake.....	70	Strawberry Yogurt.....	88	Crazy Monkey Bread.....	106
Chapple Pudding.....	71	Tropical Milk and Cookies.....	89	Cream Filled Maple Bar.....	107
Cranberry Cheesecake.....	72	Vanilla Custard Pudding.....	90	Custard (My Way).....	108
Creamy Blueberry		Xmas Vanilla Pudding.....	91	Firefly Cookies.....	109
Muffin Cheesecake.....	73	Bakery	92	Fried Bananas.....	110
Creamy Greek Vanilla Yogurt.....	74	Apple Pie Dessert.....	93	King Nut.....	111
Dat Püd.....	75	Apples, Hunnie.....	94	Mint Chocolate Cake.....	112
Fig A Rose Pudding.....	76	Awkward.....	95	Noggin Pied.....	113
Flavorah's Berry Cheesecake.....	77	A Raisin in the Rum.....	96	Oatmeal Cream.....	114
Granola Bay.....	78	Battered Blueberries.....	97	Pistachio Pudding.....	115
I'm A Little Nutty.....	79	Berry Smash.....	98	Pop! Goes The Cake.....	116
Island Ice Cream.....	80	Biscotti Custard.....	99	Spiced Cake.....	117
Matcha Aisu Kurīmu.....	81	Blue Pound Cake.....	100	Tatin.....	118
Pallow.....	82	Blueberry Granola.....	101	Vanilla Rose Custard.....	119
Peanut Butt'hurt.....	83	Bread Pudding.....	102	Very Berry Muffin.....	120
Peppermint Cream Breeze.....	84	Carrot Cake.....	103	World Famous Oatmeal Cookies.....	121

Table of Contents Continued...

Drink	122	Mango Berry Smoothie.....	141	Summer Peach Tea.....	160
Banana Shake.....	123	Medicine Brew.....	142	Sweet and	
Berry Smoothie.....	124	Melon Soda.....	143	Sassy Irish Lassie.....	161
Birds, Bees and Bubbles.....	125	Ocean Waters.....	144	Tea to the Grape.....	162
Blourbon.....	126	Peach Moscato.....	145	The Arnold Palmer S&V.....	163
TOC's Bourbon Egnog Cream.....	127	Pink Gin.....	146	The Sleeper Hold.....	164
Boba Thai Chai Tea.....	128	Poolside Slushy.....	147	The Steeping.....	165
Bourbon & Coke Hint of Citrus.....	129	Queen's Tea.....	148	You Devil.....	166
Cola Concoction.....	130	Rainbow Mimosa.....	149	Tobacco	167
Creamed Honey Tea.....	131	Root Birra.....	150	8th Wonder.....	168
Dancing in the Sun.....	132	Russian Dude.....	151	Black and Brown Need Love Too.....	169
Fancy Fizzy.....	133	Sidecar.....	152	BlutOrange Ziggare.....	170
Flaming Dragon.....	134	Smells Like Tea Spirit.....	153	Bourbon Chocolate Tobacco.....	171
Frozen Morning.....	135	Smooth Moves.....	154	Burning Sahara Gold.....	172
Grapefruit Mimosa.....	136	Soul Thoughts.....	155	Djarum Tobacco.....	173
Greenie.....	137	Stoned On U'r Love.....	156	Great Escape.....	174
Holiday Sangria.....	138	Strawberry Basil Tea.....	157	Fruity Tobacco.....	175
Jammy Berry Smoothie.....	139	Strawberry Root Beer Float.....	158	Hazy Nights.....	176
LIFA Float.....	140	Strawberry Wine.....	159	Honey Nut Tobacco.....	177

Table of Contents Continued...

Kreteks.....	178
Layerz: Turkish Oriental Tobacco.....	179
Newps Menthol Ejuice.....	180
oRY3ntal Tobacco.....	181
Pie in the Sky.....	182
Popcorn Pudding Tobacco.....	183
Ride With Me.....	184
Smoked N°6.....	185
Smoky N Smooth Root Beer.....	186
Tatanachio “The Ruby”.....	187
Tobacco Night’s.....	188
Vanilla Chai Tobacco.....	189
Wild Horses.....	190
Share Your Recipe.....	191
Recipe Development Work Page.....	192
Flavor Index.....	193

Advocacy

If you are a USA-based mixer, then please support our local vape advocacy groups:

The Vapor Technology Association (VTA) has been a strong advocate for the rights of people to vape instead of smoke in the United States. VTA represents the manufacturers, wholesalers, small business owners and entrepreneurs who have developed innovative and quality vapor products, providing adult consumers with a better alternative to traditional combustible products.

Smoke Free Alternatives Trade Association (SFATA) has supported many of the lawsuits designed to hold federal regulators accountable. They advocate for truthful and reasonable regulations to make vapor a safer and available alternative to tobacco.

Consumer Advocates for Smoke-free Alternatives Association (CASAA) is leading the charge to mobilize our grass roots, defending their rights to choose vapor instead of cigarette smoke. As a consumer advocacy organization, they defend our vape community in public forums by advancing the truth of empowerment and harm reduction that electronic vapor devices facilitate. Right now, they are defending your right to use flavoring when you chose not to smoke cigarettes.



Introduction

Flavorah

The Flavoring for Vapor. Our mission at Flavorah is to empower harm reduction and to eliminate tobacco from common use. In order to accomplish our mission, we create concentrated vapor flavorings from the ground up that are so good, smokers never need to strike a match again. We focus all of our energy and attention to the flavoring that makes DIY and craft ejuice an art form.

We believe that anyone can overcome smoking by using the power of flavored vapor. This book is meant to empower people to take control of what they smoke by using the first flavoring built from the ground up to mix well, steep quickly, and vape with brilliant flavor notes.

Flavorah is food grade Flavoring, but it is different from multi-purpose flavors that were used by the early DIY vape juice makers. Flavors designed for beverage, baking, and candy may contain food preservatives, coil gunking additives, colors, and sweeteners that often result in an inferior product. These multipurpose flavors are often heavily diluted and must be used at higher rates, so even though they may seem cheaper, they become more expensive and less useful in the long run.

Flavorah created a new category of flavoring: flavorings made for vapor. Today, the Flavorah vape flavor line is over 200 unique flavors that serve both commercial and DIY ejuice manufacturers around the world, including some of the world's most recognizable and premium vape juice brands.

Each Flavorah flavoring has been crafted to create an experience for DIY vape juice so good nicotine is not intended, or advised. Empowerment through flavoring is a tool that many smokers have used to break free of analog combustion – also the way that we complete our mission as a company. This recipe book will help vapers discover the empowering and limitless opportunities that real vape flavoring provides.

Connect With Us

Stay up-to-date on all things Flavorah by going to our website, signing up for our newsletter, and following us on social media (Facebook, Instagram, LinkedIn, Twitter, and Pinterest).



Why (Do It Yourself)

The Do-It-Yourself (DIY) ejuice movement is an international community of individual mixologists dedicated to creating innovative artisan eliquid at an affordable price. Using the same ingredients as commercial ejuice companies, you can create a premium experience that empowers you to customize your vapor. This book will show you how.

DIY ejuice is an inclusive movement, and the only requirement for membership is sourcing and accurately measuring basic ingredients. These members include talented mixologists creating recipes that bridge flavor and emotion, aficionados looking to improve their vaping experience with something new and innovative, and those just looking to save some cash.

We are entrepreneurs, hobbyists, and a lifeline for many who have joined the exodus from bonnafide tobacco products. This book will provide a starting point for new mixologists who are excited to continue their personal journey with an alternative to tobacco.

DIY is a Fun Creative Outlet

DIY ejuice lives at the nexus of art and craft. While a craft produces a primarily functional object, a good eliquid can use sensory experience to transcend literal interpretation and convey a clear artistic intent to the

end user. The best ejuice not only gives you an accurate representation of the described flavor profile, but gives you a sense of the mixologist behind the recipe.

A good mixologist requires talent, inspiration, and experience for best results but mixologists enjoy the process of creation. Your engagement in the process is reflected in your ownership of the product. DIY ejuice is not solely intended for hobbyists and entrepreneurs, but we also hope *you* will dig into the process of creating your own juice.

DIY is Customizable

DIY offers a completely customizable vape experience. Your eliquid can be tailored to your preferences or hardware, and is limited only by your imagination and available tools.

Purchasing premixed eliquid, your options are dictated by the market. Your tastes have to align with what commercial ejuice companies think they can sell. While niche companies may cater to your tastes, these options are often expensive or difficult to access.

Premixed ejuice is often released to capitalize on previous market success and tends to come in waves. DIY takes you out of the cycle of

boom and bust as similar ejuices flood the market after each sales hit. You can also make your own version of a popular profile. Your version can reflect the positive aspects of a juice while addressing the issues you've found in existing premixed eliquids.

With looming regulations threatening consumer choices, many vapers have experienced a stagnation in available ejuice. New eliquid releases are more uncommon, and the selection of available ejuice is becoming increasingly stale. DIY ejuice allows you to inject some variety and spontaneity into your personal vaping experience that is lacking in premixed juices.

Hardware shifts in the market can also restrict your access to premixed ejuice designed for the hardware you prefer. If you've used mouth-to-lung or restricted airflow devices, you've probably noticed that ejuice usually intended for "sub-ohm" devices using higher wattages and more airflow isn't as satisfying. It cuts both ways though, as juice for restricted airflow devices isn't advisable for use in a higher wattage device.

DIY allows you to customize your eliquid for your vaping hardware. You can create the profiles you want to vape and match them to the devices you want to use.

DIY Gives You Control

You control what you goes in your juice. Premixed eliquid can rely heavily on sweeteners and additives to amplify flat flavor profiles. Sweeteners and additives may not be fully atomized and accumulate in your atomizers, eventually burning and fouling coils. Coil gunk in atomizers causes your juice to taste burnt, dull, or dry.

DIY puts you in control of the sweetener. Less sweetener will extend the life of your expensive pre-built coils or reduce the amount of rebuilding required for an optimal vape experience. Flavorah flavorings are highly concentrated and designed for mixing. Therefore, DIY ejuice with Flavorah flavorings offers rich, bold, and flavorful juices without the heavy use of additives or sweeteners.

Vapers may have a sensitivity to Propylene Glycol (PG), a basic component in the vast majority of commercially available premixed ejuice. DIY eliquid with highly concentrated Flavorah flavorings allows for the creation of "Max VG" recipes that drastically reduce the amount of PG in an ejuice while still tasting vibrant and saturated.

Many vapers have chosen to avoid diketones in their juice. Some commercial companies have discontinued the use of diketones in their premixed eliquids as well, but there's still no consistent verification or disclosure of their standards.

Flavorah empowers mixologists to make their own choice. Flavorah does not add diacetyl or acetyl propionyl (aka: 2,3-pentanedione), but diacetyl and/or acetyl propionyl may naturally occur in the flavor extraction process in some flavorings. Acetoin is used in the compounding of some flavorings. Flavorah were the first flavorings to have undergone third party gas chromatography–mass spectrometer (GC-MS) testing results for acetoin, acetyl propionyl, and diacetyl and the results of these tests are publicly available at [Flavorah.com/resources-information/safety/](https://www.flavorah.com/resources-information/safety/).

DIY Costs Less

Premixed juice can be the most expensive part of your vaping experience. Commercial companies tend to charge more for complex well-crafted ejuice by calling it “premium” and focusing on presentation. “Value” premixed juice can be less expensive, but often suffers from incredibly simple flavor profiles that provide a disappointing, overly sweetened vape experience.

While the final cost of your DIY ejuice will largely be determined by the quantity of your ingredients you purchase in a single sitting and the recipe chosen, even using an expensive pre-mixed base purchased in smaller quantities will be competitive with “value” commercial juice.

Once you’ve purchased raw ingredients in larger amounts, your juice will be substantially cheaper than buying any premixed juice.

Saving money and presenting a “premium” vaping experience are *both* possible with DIY ejuice.

DIY Builds Community

There is an international community of active mixologists dedicated to developing, publishing, and refining recipes that empower anybody to create their own ejuice. This book is a prime example.

DIY has a heavily engaged online presence offering everything from help for absolute novices to technical discussions on the science of flavor. You can engage with fellow hobbyists, commercial mixers, and experts regarding any topic of discussion related to DIY ejuice.

These communities are more than message boards, and many people have found friends in a supportive and like-minded community. Whether it’s recipe contests, fundraisers, or just companionship, these communities keep the spirit of DIY ejuice alive and well for anyone interested in taking the journey away from tobacco and into the production of your own ejuice.

Disclaimer

General disclaimers regarding Flavorah flavorings:

- ✦ Flavorah contains "Generally Recognized as Safe" (GRAS) for food ingredients and can be used for any purpose requiring food grade flavorings. There is no FDA approved flavoring for inhalation.
- ✦ Flavorah is a raw material intended for further processing. It cannot be used directly in an a vapor device.
- ✦ Flavorah does not contain nicotine, and is not intended for use with nicotine.
- ✦ Flavorah is not made or derived from tobacco, this includes flavors with "tobacco" and "cigarette" in the name.

The publisher specifically **disclaims liability for incidental or consequential damages** and assumes no responsibility or liability for any loss or damage suffered by any person as a result of the use or misuse of any of the information or content in this book.

The information provided in this recipe book is designed to provide helpful information on the subjects discussed. This book is not meant to be used, nor should it be used, to diagnose or treat any medical condition. For diagnosis or treatment of any medical problem, consult your physician. The publisher and author are not responsible for any specific health or allergy needs that may require medical supervision

and are not liable for any damages or negative consequences from any recipe, action, application, or preparation, to any person reading or following the information in this book. References are provided for informational purposes only and do not constitute endorsement of any websites or other sources. Products, services, information, and other content provided in this book, including information that may be provided directly or by linking to third-party websites are provided for informational purposes only.

The products and claims made about specific products on or through the book and the publisher's website have not been evaluated by the United States Food and Drug Administration and are not approved to diagnose, treat, cure, or prevent disease.

Warnings

WARNING: DO NOT attempt to vape concentrated flavor without further processing. DO NOT use any Flavorah flavor except for its intended use as a food flavoring.

WARNING: Exposure may result in irritation of the eyes, skin, nose, throat, and respiratory tract. Avoid contact with undiluted flavor concentrate. If contact is made, seek medical attention as follows:

- ✦ **Eyes:** Immediately flush with plenty of water for at least 15 minutes, occasionally opening the upper and lower eyelids.
- ✦ **Skin:** Immediately flush skin with plenty of water for at least 15 minutes. Remove contaminated clothing.
- ✦ **Ingestion:** Harmful if swallowed. Nausea and vomiting may occur. Call poison control.

WARNING: This product may contain compounds that may be hazardous to your health. There is no FDA approved flavoring for inhalation.

We do not add Diacetyl or Acetyl Propionyl (2,3-pentanedione) to any of our products, but diacetyl and/or acetyl propionyl may naturally occur in the flavor extraction process in some of our products. Acetoin is used in the compounding of some of our products.

The inhalation of flavoring may expose you to hazardous chemicals, toxins, and nanoparticles, including diacetyl, acetyl propionyl, and acetoin, which have been associated with permanent lung injury and disease, including bronchiolitis obliterans, a disease characterized by inflammation and scarring of the small airways of the lungs, which leads to severe and disabling shortness of breath. Exposure to the aerosol can trigger, aggravate, and exacerbate various adverse health effects including but not limited to cancer, carcinoma, addiction, birth defects, heart disease, arteriosclerosis, liver and kidney disease, abnormal conditions, disorders, symptoms, and illness of the human body.

Basic Guide

Terminology Guide

eJuice – Also known as liquid, mix, juice, eliquid, etc.

Recipe – Listed flavoring percentages, including ancillary steeping, VG ratio, and profile info.

Restricted Airflow Device – Pods.

Mixologist – Person who mixed the ejuice, also know as “mixer”.

Flavoring – Concentrated PG-soluble flavors made for mixing and diluting.

Steeping – Just embrace it. We'll explain the colloquialism (pg 15), but it's probably useful to keep it.

Profile – Intended flavor profile for the mix.

Blueprinting – Laying out and designing a recipe.

Hardware – Setup, supplies, etc.

What's in your eJuice?

The core components of ejuice are simple and readily accessible for DIY mixologists.

Vegetable Glycerin (VG)

VG is a GRAS glycerol derived from non-animal sources that is thick, mildly sweet, and water soluble. VG atomizes when exposed to the airflow and high temperatures present in personal vaporization devices. Responsible for thicker clouds, it constitutes the majority of most commercially available ejuice and acts as a smooth, neutral base for flavorings.

VG is more dense than water, with a specific gravity of 1.26 grams per milliliter. VG thickens substantially at lower temperature and is easier to work with if gently heated in a warm water bath. VG is hygroscopic (meaning it readily absorbs water from the air) and should be kept tightly sealed between uses. Flavorah recommends United States Pharmacopoeia (USP) Kosher Food Grade Certified VG of at least 99.7% purity is recommended.

Propylene Glycol (PG)

PG is a GRAS diol alcohol that is relatively thin, slightly bitter, and water soluble. PG atomizes when exposed to airflow and high temperature, and it produces a thinner, wisper cloud of vapor. PG is regarded as a superior flavor carrier in finished ejuice.

PG has a specific gravity equal to that of water, or approximately 1 gram per milliliter. It flows easily at room temperature and generally requires no special treatment in mixing and measuring. PG is also hygroscopic and should be kept tightly sealed between uses. Flavorah recommends USP Food Grade Certified PG. The industry standard is PG of 99.7% purity.

Base Bottle

VG and PG can be packaged together as a pre-mixed base bottle. Although flavorings added will change the VG ratio of a finished ejuice, buying a base simplifies the process of creating your eliquid. In the USA, Liquid Barn is a great source.

Flavorings

Flavorah flavorings are GRAS aroma volatiles suspended in an alcohol soluble carrier. Developed by expert flavorists, these mixtures of natural and artificially-derived aroma volatiles are responsible for conveying the flavor profile of your ejuice. Flavorah flavorings are highly

concentrated and make up a small percentage of finished ejuice; usually 2-6% of the total.

While the actual specific gravity of flavorings vary slightly, DIY mixologists generally assume a specific gravity of 1 gram per milliliter. This allows recipes to be easily shared and replicated among mixologists. Flavorah also provides a comprehensive list of specific gravity by flavor for mixologists converting to volume measurement.

It's important to make sure that flavorings are kept tightly sealed to prevent the evaporation of lighter aroma volatiles.

These three ingredients (PG, VG, and flavoring) are then blended together with the goal of homogenization. While specialized equipment like homogenizers, vortex mixers, or heated stirring plates may be employed, a thorough shake of the bottle will still produce a well-mixed finished ejuice.

Storage of Components

Your supplies for making ejuice should be stored in a secure location away from any children or pets. The components of ejuice should be kept at a relatively constant temperature, stored away from direct sunlight or heat sources that can cause accelerated degradation.

Understanding Recipes

DIY recipes allow anyone with the specified materials to reproduce and appreciate the work of talented mixologists.

Name

The chosen title of the recipe. While this can be simple, it often reflects the artistic intent of the mixologist. Names are frequently used to create a mood or convey context for those enjoying the recipe.

Profile

The profile establishes what a person should expect from a recipe. The profile outlines the flavors the mixologist intends to present. In layered or complex recipes, the profile can also relay the staging or relative order of emergence of each flavor in the eliquid.

Flavorings Used

The most important part of a recipe is the list of flavorings used, Flavorings are presented as a percentage of the total volume of the finished juice. This allows a recipe to be scaled to produce any amount of finished eliquid.

All recipes presented in this book produce 100 mL of finished ejuice. Some of the recipes may be slightly altered from the original to make sure they product 100 mL, opposed to 30 mL or 60 mL found on online recipe sources.

VG / PG Ratio

When creating a recipe, a mixologist will often specify the overall ratio of VG to PG and flavoring components. This ratio determines how flavor will saturate the recipe and how it vapes.

In general, an ejuice with a higher ratio of VG to other ingredients will be smoother and produce a denser vapor. A lower ratio of VG to other ingredients will generally have sharper flavor, more throat hit, and reduced vapor production.

A “Max VG” recipe specifies no additional PG or other neutral flavor carrier. Max VG recipes are often preferred by vapers who value cloud production, those with a sensitivity to PG, or those wishing to avoid as much throat hit as possible. While VG is not an optimal flavor carrier, the potency of Flavorah flavorings allow Max VG recipes that still are still vibrant.

The VG ratio in a recipe is a suggestion from the mixologist, and can be easily altered using an ejuice calculator.

Suggested Hardware

Mixologists develop recipes using specific classes of vaping hardware.

Rebuildable dripping atomizers (RDA's) are often used due to ease of testing, but most DIY recipes can be enjoyed in rebuildable tanks or tanks with pre-built "sub-ohm" coils at higher wattages.

Low wattage, restricted airflow devices generally require a different style of mixing. These recipes have simple profiles and bolder use of flavorings. Recipes designed for restricted airflow devices will not provide an optimal vape experience with higher wattage devices.

Flavorah has highlighted recipes specifically designed for these restricted airflow devices.

Aging / Steeping Time

Aging, commonly called "Steeping", refers to the process of letting flavorings in the ejuice homogenize over time. During steeping, lighter aroma volatiles are driven off and complex profiles meld. Aged eliquid generally tastes deeper and smoother with richer creams, sweeter and softer fruits, and more developed bakery and tobacco notes.

Flavorah flavorings are the first good grade flavors that are designed to stand out in an ejuice recipe. In practice, this results in much less need for extended aging periods to achieve distinct notes compared to other multipurpose flavorings.

Nonetheless, while ejuice can be vaped directly after mixing, many recipes benefit from some additional period of aging. The suggested aging period for a recipe is recommended by the mixologist for an optimal vape experience. Freshly mixed eliquid will not accurately represent the recipe you've followed without this additional aging time.

With the creation of your own recipes, you should note a suggested aging period while testing. Testing a recipe at multiple aging periods will provide you with accurate impressions of how your ejuice develops over time.

Almost any recipe will be noticeably better-tasting 12-24 hours after mixing. Don't be discouraged if the flavor of your juice is not as desired immediately. Give it a try the next day.

Recommended Supplies

DIY mixologists prefer mixing by weight due to ease and minimal cleanup. With a small investment in equipment, you'll be able to accurately reproduce any of the recipes in this book. All of these tools are available from DIY ejuice suppliers online.

Flavorah suggests the following equipment for beginning mixologists:

Eye Protection and Thin, Disposable Gloves

The individual components of ejuice can cause skin or eye irritation with direct contact. Flavorah suggests comfortable, splash-proof eye protection like safety glasses and either latex or nitrile gloves.

Scale

DIY recipes are generally presented in grams. Get a small, affordable scale that will accurately measure down to 0.01 g precision. Scales with a maximum capacity of 200 g will handle 120 mL HDPE plastic bottles of finished ejuice. Glass dropper bottles and larger batches may require a higher capacity.

Bottles

All recipes in this book produce 100 mL of finished ejuice. We recommend mixing in 120 mL bottles to leave ample room to ensure thorough homogenization of eliquid through shaking. Bottles with a relatively wide "mouth" at top, whether HDPE plastic or glass dropper bottles, allow for easier mixing.

Measuring Equipment

Mixing by weight greatly decreases the need for specialized measuring equipment. VG, PG, or premixed base may need to be decanted into a smaller bottle with a squeeze top. Flavorah bottles flavorings in 10 mL and 15 mL dropper bottles that require no additional equipment for easy measurement by weight.

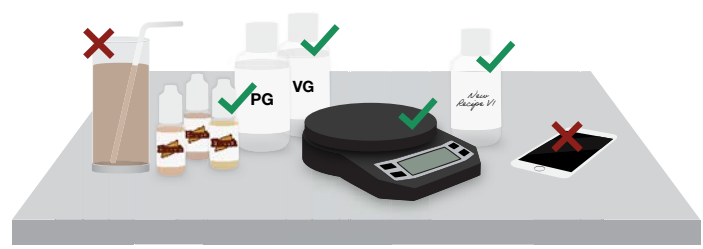
If you've decided to mix by volume, then additional supplies like disposable pipettes, blunt or oral syringes, and graduated cylinders will be required to accurately measure the components of your eJuice. These measuring devices will need to be either disposed of, or thoroughly cleaned between uses.

Mixing Your eJuice

1. Gather all required mixing materials and tools.



2. Prepare a flat, clean mixing area free of distractions.



3. Add each ingredient individually. Tare or "zero-out" your scale between each addition. Make sure to shake each flavoring before adding. Tightly seal flavorings and fresh ejuice when finished.



4. When the recipe mix is finished and ready to vape, shake the bottle firmly. Visible separation of ingredients should not be present prior to vaping. Look for an even distribution of air bubbles as an indicator that the contents are fully homogenized.



Before Shaking



Ready to Test

Further Development

While these recipes represent the output of some of the world's best DIY mixologists, we hope you'll continue your journey with DIY ejuice.

Mixing from an existing recipe serves as an excellent introduction to the mechanical process of creating eliquid.

The most common gateway into full-on mixology is seeking to alter an established recipe. This alteration can be adding or removing a component of the profile, or re-balancing a recipe to emphasize a specific portion of the profile. It can also be something as simple as adding cooling or sweetener.

While each mixologist has their own style and process, this is a generalized description of a simplified creative process.

We hope you use this guide as inspiration for discovering your own process that will work best for the eJuice you want to create.

Before You Start

You should approach recipe development like you would any other craft or artistic pursuit.

The first step is to familiarize yourself with the tools that you will be using to create your eJuice. This means testing your flavorings. Single flavor testing will substantially speed up your development process by giving you a general idea of how to use your flavorings.

Flavorah offers a comprehensive range of flavorings, including unique interpretations of the same basic profile. For instance, while Sour Apple, Apple Pop, and Apple all involve apples, they excel in specific applications. Existing recipes can give you some context, but testing these flavors individually helps you to choose the correct flavoring for the ejuice you want to create.

Flavorah flavorings are highly concentrated and should be tested at a relatively low percentage. Flavorah recommends that you begin testing at approximately 0.5%, or 1 drop of flavoring per 5 mL of unflavored base. Precision will make your results more repeatable, but simply adding additional drops will help you establish the potency of the flavoring and the way it changes based on approximate concentration.

It's extremely helpful to record your thoughts during the testing process, including the percentages you've tested, your thoughts on the flavoring, and the profiles that the flavoring would be useful in building.

By understanding the flavorings available to you, you'll begin to understand the way they work and the ejuice you'll be able to create with them.

The Mixing Process

Establishing Your Profile

Picking your eliquid profile, or the flavors you want to present, is a vital step of the DIY ejuice process that can often be just a bit tricky.

As a new mixologist it's tempting to over-complicate your profile before you've established a solid foundation for your recipe.

Each additional component adds a layer of complexity in working with your recipe. It's easier to build out from something that you know works rather than balancing or fixing multiple disparate components at once. The end goal can be a complex recipe, but it's best to start with something relatively simple and work from there.

You should also give some thought to the application for your juice. Identifying intended vaping hardware gives guidance on the intensity of flavor and PG/VG ratio desirable for your device.

Your chosen profile should guide recipe development. While fun accidents and interesting diversions are encouraged, your results will be more consistently rewarding if you can work toward the stated specific profile.

Blueprint Your Recipe

Designing your recipe, or "blueprinting", is a useful intermediate step between establishing a profile and getting ready to mix. While creating on the fly is exciting, it helps to take some time to plan out the flavorings and concentrations you intend to use. This process doesn't have to be extremely formal or exhaustive, but it helps to work through some ideas before you commit to using your materials for testing.

Start with an open brainstorm of the ingredients you may need to accomplish your profile. It can help to gather the flavorings you intend to use and arrange them in complementary groups. Your previous single flavor testing and experience with other recipes should give you a good guide on which flavors you will require and how they may interact.

Once you've assembled the flavorings you think you may use, it's good to really consider the necessity of each. Avoiding unnecessary flavorings will make your recipe more accessible to fellow mixologists and help to present a clear and cohesive profile.

Single flavor testing also informs the decision about the percentage of your flavoring that should be used. Through testing, you'll have a general idea of the usable concentration of each of your flavorings and how to use them for something intended as a primary or accent note in a recipe.

Determining percentages can be one of the trickiest parts of recipe development. The amount of the flavoring you use determines the intensity of the represented flavor, but flavorings will have hard limits at which they begin to taste less like their intended profile.

You'll be more successful starting at a lower concentration and working up to hit your desired effect. It can be tempting to maximize every component of a recipe, but that can lead to confusing unbalanced recipes.

Once you've determined your profile, flavorings, and the percentages of those flavorings you will need, you should record the recipes for any ejuice you are intending to mix.

While often overlooked, organization is key to orderly juice development. Clear titles for recipes indicating revision numbers are encouraged, as well as obvious labeling for all bottles of test ejuice currently in development.

You'll often have multiple revisions of a single recipe mixed and ready for testing. Documentation can save you from the frustration of not being able to replicate a recipe you enjoy.

Mix Your eJuice

Mixing your eliquid is accomplished by following your recipe exactly as would any other published recipe.

You should mix a smaller volume of any ejuice that you don't consider a finished recipe. You'll often be testing multiple revisions and smaller ejuice test mixes result in less waste. While vaping the entirety of a sample happens, it's better to mix another batch of a test than produce a large amount of an eliquid that you won't enjoy vaping.

Most mixologists will mix less than 30 mL of an ejuice in progress at a time.

Testing Your eJuice

Testing will usually be the most time consuming part of developing a successful recipe.

Ejuice for testing should be adequately steeped and stored like any other finished ejuice. With longer steeping recipes, it's sometimes helpful to "batch" variations with different small changes on top of your solid base profile.

Testing should be done in your intended device. Rebuildable devices make accurate testing quicker and more affordable, although testing similar versions of the same profile with prebuilt coils will still provide an accurate representation of your ejuice.

While vaping your eJuice, you'll naturally begin to evaluate it. While it's daunting to think of yourself as a critic, you'll begin to read the subtleties and nuances you're experiencing while you vape.

The easiest criteria to evaluate is how the eJuice relates to the stated profile. Did you accomplish a satisfactory presentation of your profile? What is keeping your juice from communicating the intended profile?

Single flavor testing helps to make this evaluation process easier. By understanding the way your flavorings work, you'll be able to diagnose most initial flaws in your eJuice. Flavorings will interact with each other in unforeseen ways, but common issues like weak or overpowering flavors or "off-notes" will be much easier to pick out and deal with.

Testing can require multiple iterations. It helps to pace your testing and give yourself time to think between revisions. Developing recipes is a craft, and while you test and revise you are nurturing the skills to further speed up the development process in the future. Don't be afraid to start over or chase something unexpected. Some of the best recipes come from following a creative tangent when flavorings interact in interesting ways.

Once you've established a base for your recipe, you can let your creativity run wild. It is substantially easier to evaluate your additions when you are working from a solid base.

A solid base lets interesting additions shine while still providing an enjoyable vape experience.

Sharing Your Recipes

DIY ejuice is much easier as a collaborative effort. Community mixologists can review blueprinted recipes, evaluate finished recipes, and provide valuable insight on new flavorings or techniques that will help you make an eliquid that effectively communicates your intended profile.

All mixologists were beginning mixers and you'll be able to find active support for almost anything you want to accomplish. No mixologist is an island, and all mixologists have benefited from the substantial work that has been documented and shared to the DIY ejuice community. The best mixologists support the community and continue to contribute back to the spaces where they learned to mix.

Don't be afraid to share the recipes you are happy with, and engage positively with anyone offering advice, praise, or constructive criticism. While your juice may be designed for you, other mixologists can often help you achieve a much more satisfying result.

There are a lot of excellent resources for DIY mixologists available on the internet. Look for community forums, content creators, and contributors that offer knowledge and support for mixologists of all skill levels who are eager to create and share their recipes.

FLV Assortment Packs

- ✦ **Alchemist** – Beer Nuts, Carrot, Clove, Fire Cinnamon, Ginger, Hazelnut, Heat, Kinako Soy, Lovage Root, Oak Barrel, Peanut Butter, Persimmon Spice, Pistachio, Red Cinnamon, Wood Spice, Yam
- ✦ **Apple Melon** – Apple, Apple Cider, Apple Cranberry, Apple Filling, Apple Pop, Cantaloupe, Granny Smith, Green Apple, Honeydew, Melon Rind, Pear, Red Apple, Sour Apple, Watermelon, Wild Melon
- ✦ **Bakery #1** – Biscotti, Blueberry Muffin, Caramel, Cinnamon Crunch, Cookie, Crunch Cereal, Frosting, Ginger Snap, Granola, Macaroon, Marshmallow Vanilla, Milk Chocolate, Pumpkin Spice, Rich Cinnamon, Smoked Butterscotch, Sweet Dough
- ✦ **Bakery #2** – Berry Cheesecake, Brulee, Chocolate Deutsch, Cinnamon Roll, Donuts, Fried Dough, Lembas Bread, Maple Bar, Oatmeal Raisin, Pastry Zest, Pralines, Pumpkin Bread, Tricks Cereal, Vanilla Pudding, Waffle, Wheat
- ✦ **Base** – Avocado, Bubble Gum, Butterscotch, Candy Roll, Cookie Dough, Cotton Candy, Cream, Cupcake Batter, Custard, Marshmallow, Milk and Honey, Pound Cake, Smoothie Base, Starch Base, Sweet Cream, Vanilla Custard
- ✦ **Berry** – Alpine Strawberry, Berry Blend, Black Currant, Blackberry Blossom, Blueberry, Boysenberry, Cranberry, Ice, Jammy Berry, Raspberry, Red Raspberry, Strawberry, Strawberry Cream, Strawberry Filling, Strawberry Smash, Sweetness
- ✦ **Beverage** – Back Bar Bitters, Bourbon, Brut Bubble Wine, Citrus Soda, Coffee, Cola, Eggnog, Elderflower, Horchata, Irish Cream, Juniper Gin, Mocha, Morning Mimosa, Raisin Rum, Root Beer, Tequila Agave
- ✦ **Cherry Citrus Pack** – Black Cherry, Blood Orange, Cherry Blossom, Cherry Filling, Lemon, Lemonade, Lime, Lime Wedge, Orange Citrus, Peppermint, Rainier Cherry, Sugar Orchid, Sun Cookie, Yakima Hops
- ✦ **Dessert** – Brie Cheese, Cheesecake, Cream and Cookies, Creme de Menthe, Graham Cracker, Greek Yogurt, Marshmallow Treat, Milk, Popcorn, Red Velvet, Smooth Vanilla, Smore, Toffee, Vanilla Bean, Whipped Cream, White Chocolate
- ✦ **Fruit** – Acai, Apricot, Banana, Cool Menthol, Fig, Grape, Kiwi, Nectarine, Peach, Peach Gummy, Persimmon, Pink Fruit, Rhubarb, Spearmint, Sweet Fig, Tangerine

- ✦ **Teas Plus** – Amaretto Sour, Basil, Black Tea, Cucumber, Eisai Tea, Ginger Peach, Green Tea, Honey Bee, Lemon Grass, Lemon Tea, Moscato, Red Tea, Rose Essence, Sangria, Thai Chai
- ✦ **Tobacconist** – Arabian Tobacco, Cavendish, Classic Cigarette, Commercial Cigarette, Connecticut Shade, Cured Tobacco, Kentucky Blend, Native Tobacco, Oriental Tobacco, Pucker Tobacco, Red Burley, Sweet and Smokey Tobacco, Sweet Cigarette, Tatanka Tobacco, Turkish Tobacco, Virginia Tobacco
- ✦ **Tropical** – Cherimoya, Coconut, Dragon Fruit, Guanabana, Jackfruit, Lychee, Mango, Papaya Punch, Passion Fruit, Pineapple, Pink Guava, Soursop, Sweet Coconut, Tropical Citrus, Tropical Punch

Recipe Page Guide

Contributor of the recipe. → Freshpies

Short description of the recipe. → Creamy berry smoothie.

Table including ingredient names and mixing amounts.

FLV Flavor	%	Grams
Cream	0.33%	0.33
Jammy Berry	1.75%	1.75
Marshmallow Vanilla	0.70%	0.70
Smoothie Base	1.30%	1.30
VG	92.90%	
Total Flavoring	4.08%	

Page number and book section label. → 25 Fruit & Sweet Recipes

Name of recipe. → Adam's Smooth Jams

Aging (or "steeping") guidance and instructions. → Age Notes
N/A

More specific flavor notes and alternative mixing suggestions. → Flavor Notes
Jammy Berry Smoothie, Jammy Berry is mostly Blackberry. You get hints of lemon, vanilla, and banana from the smoothie base and marshmallow.

Area for you to take notes on your tests of the recipe. → My Notes

Total flavoring percentage. → 4.08%

DIY Vape Recipes

Fruit & Sweet Recipes

Freshepies

Adam's Smooth Jams

Creamy berry smoothie.



FLV Flavor	%	Grams
Cream	0.33%	0.33
Jammy Berry	1.75%	1.75
Marshmallow Vanilla	0.70%	0.70
Smoothie Base	1.30%	1.30

PG —

VG 92.92%

Total Flavoring 4.08%

Age Notes

N/A

Flavor Notes

Jammy Berry Smoothy. Jammy Berry is mostly Blackberry. You get hints of lemon, vanilla, and banana from the smoothie base and marshmallow.

My Notes



Smoky Blue

Amaretto Bomb Pop

Sweet bomb pop with an adult twist.

FLV Flavor	%	Grams
Amaretto Sour	0.80%	0.80
Bourbon	0.21%	0.21
Granny Smith	0.80%	0.80
Lemon	0.21%	0.21
Oak Barrel	0.14%	0.14
Pucker Tobacco	0.14%	0.14
Vanilla Custard	0.80%	0.80
<i>PG/VG Ratio</i>	<i>20/80</i>	
Total Flavoring	3.10%	



Age Notes

Let sit for 4 days and enjoy...

Flavor Notes

You da bomb. Oh yes. Two puffs and you be down with this one! An adult bomb pop, tasty! Refill often!

My Notes



Mortal Coil

Autumn in the Garden of Eden

Explosion of apple flavor.



FLV Flavor

%

Grams

Apple

2.50%

2.50

Ginger

0.50%

0.50

Green Apple

0.50%

0.50

Pear

0.50%

0.50

Red Apple

1.50%

1.50

Rich Cinnamon

0.15%

0.15

Sweetness

0.50%

0.50

PG

10.85%

VG

80.00%

Total Flavoring

6.15%

Age Notes

7 days

Flavor Notes

One of four seasonal variations of an apple profile, inspired by a recent spurt of unseasonably cool weather. This autumn-styled version incorporates warming spices, like cinnamon and ginger, on top of a red-leaning apple profile with some background green apple to help bridge the spice profile. The final result is similar to a freshly baked apple.

My Notes



Jazzy_girl

Berry Smash

Mash-up of berries with hints of creamy lemon and cracker.



FLV Flavor

%

Grams

Black Currant

0.50%

0.50

Blueberry

1.00%

1.00

Boysenberry

1.50%

1.50



Graham Cracker

1.25%

1.27

Lemonade

0.25%

0.23

Whipped Cream

1.00%

1.00



PG

21.50%

VG

70.00%

Total Flavoring

5.50%

Age Notes

N/A

Flavor Notes

N/A

My Notes



Tam_Vapes

Berrylicious Gum

Delicious bubble gum vape recipe.



FLV Flavor

%

Grams

Boysenberry

0.50%

0.50

Bubble Gum

1.75%

1.75

Jammy Berry

0.75%

0.75

Pear

0.25%

0.25

Sweetness

0.75%

0.75



PG

23.00%

VG

70.00%

Total Flavoring

4.00%



Age Notes

1 day SNV

Flavor Notes

This is full of berries and the pear is used to add some extra juiciness to the mix. Feel free to adjust your sweetness to your preference. Tested recipe on Wasp Nano .38 ohm, 48 watts.

My Notes

Tam_Vapes

Bourberry Jam

Smooth and boozy jam.



FLV Flavor	%	Grams
Alpine Strawberry	0.20%	0.20
Bourbon	0.40%	0.40
Boysenberry	0.20%	0.20
Cream	0.80%	0.80
Jammy Berry	0.40%	0.40
PG	26.00%	
VG	70.00%	
Total Flavoring	2.00%	

Age Notes

Absolutely delicious after the shake; however, in a few days the depth of the bourbon and jammy Berry will come together and be even more mouth watering.

Flavor Notes

This recipe was inspired by a recipe I mixed of Simon Atherton, many know him on ELR as Woftam. Not a clone of his recipe by any means, just inspired. This will make a terrific syrup/jam base to keep mixed as a one shot and add yogurt, ice cream, cookie, or custard. Just use your imagination and mix away.

My Notes

Gizzard Stew

Boyz

Creamy base for boysenberry and a bit of jackfruit.



FLV Flavor	%	Grams
Boysenberry	0.75%	2.50
Cream	0.75%	2.50
Jackfruit	0.15%	0.17
Vanilla Pudding	1.50%	1.50



PG 6.85%

VG 90.00%

Total Flavoring 3.15%

Age Notes

N/A

Flavor Notes

N/A

My Notes



Laura

Brilliant Berries n' Friends V2

Layered berry profile.



FLV Flavor

%

Grams

Alpine Strawberry

0.50%

0.50

Apple

0.25%

0.25

Blood Orange

0.25%

0.25

Blueberry

0.50%

0.50

Nectarine

0.25%

0.25

Red Raspberry

1.00%

1.00



PG

37.26%

VG

56.00%

Total Flavoring

2.75%

Age Notes

N/A

Flavor Notes

Red raspberry is brighter and sweeter than the other raspberry from this line. This is a very sweet recipe.

The blueberry is a subtle flavor and needs other fruits to round it out. I added some friends because I want a more complex berry profile. You could say they are "berry" good supporters...haha.

My Notes



Smoky Blue

Candied Apple Pops

Caramel-wrapped candy apple pops.



FLV Flavor

%

Grams

Apple Pop

0.80%

0.80

Butterscotch

0.21%

0.21

Candy Roll

0.21%

0.21

Caramel

0.21%

0.21

Cream

0.40%

0.40

Green Apple

0.80%

0.80

Red Apple

0.21%

0.21



PG/VG Ratio

20/80

Total Flavoring

2.84%

Age Notes

Allow to sit around like a clown for 3 days!

Flavor Notes

Just like at the fair, candy apple pops, with caramel wraps.

My Notes



Smoky Blue

Candy Corn

Halloween-esque caramel candy corn.



FLV Flavor

%

Grams

Caramel

0.40%

0.40

Cream

0.40%

0.40

Lemon

0.14%

0.14

Lime

0.14%

0.14

Marshmallow

0.40%

0.40

Strawberry

0.21%

0.21

Vanilla Pudding

0.80%

0.80

PG/VG Ratio

20/80

Total Flavoring

2.49%

Age Notes

The longer you steep this the better.

Flavor Notes

The caramel cream and pudding create the candy corn base, the marshmallow is the body, and the strawberry is in there for sweetening it all up!





My Notes



Smoky Blue

Cherry Lime N3rds

Cherry and lime candy mix with other fruity accents.

FLV Flavor	%	Grams
 Candy Roll	0.40%	0.40
Lime	0.40%	0.40
 Rainier Cherry	0.40%	0.40
 Red Raspberry	0.14%	0.14
Sweet Cream	0.40%	0.40
Sweetness	0.40%	0.40
 Watermelon	0.80%	0.80
<i>PG/VG Ratio</i>	<i>20/80</i>	
Total Flavoring	2.94%	

Age Notes

Allow 3-5 days to steep. Shake well, drain the bottle!

Flavor Notes

Just for fun.

My Notes

Totall

Cinnamon Melon Granita

N/A



FLV Flavor	%	Grams
------------	---	-------

Lemonade	2.00%	2.00
----------	-------	------

Rich Cinnamon	0.10%	0.10
---------------	-------	------

Sweetness	0.35%	0.37
-----------	-------	------

Wild Melon	3.00%	3.00
------------	-------	------



PG	16.57%
----	--------

VG	75.00%
----	--------

Total Flavoring	5.45%
-----------------	-------

Age Notes

1 day

Flavor Notes

I dont consider any of these obscure flavors, these are must haves!! Sweetness isn't a flavor, its a sweetener so that can be subbed for your favorite sweetener at your preferred percentage. This is a cinnamon melon granita.

The lemonade is supposed to be sweet lemon juice.... If you want a truly authentic mix add some form of coolant. Me, I don't do coolant unless I have a cold. I made this for melon week on the flavor pro facebook group. Its just ment to be a fun unique melon mix and I think I have accomplished that!!!

My Notes



Smoky Blue

Cotton Candy

Blue raspberry cotton candy vape.



FLV Flavor

%

Grams

Blueberry

1.00%

1.00

Red Raspberry

0.80%

0.80

Marshmallow

0.21%

0.21

Cotton Candy

0.80%

0.80

Smooth Vanilla

0.21%

0.21

Sweetness

0.21%

0.21



PG/VG Ratio

20/80

Total Flavoring

3.23%

Age Notes

3 day steep time is required.

Flavor Notes

Blue raspberry cotton candy at it's finest.

My Notes



Laura

Do You Lime Me?

Icy lemon lime mixture.



FLV Flavor

%

Grams

Blood Orange

1.00%

1.00

Citrus Soda

0.25%

0.25

Green Apple

1.00%

1.00

Ice

0.25%

0.25

Lemon

0.25%

0.25

Lime

0.50%

0.50

Peach

1.00%

1.00

PG

35.76%

VG

56.00%

Total Flavoring

4.25%

Age Notes

N/A

Flavor Notes

Lime and lemon compliment each other. It gets better when they are mixed as a drink recipe. Since the peach is a fresh fruit flavor, a couple supporters were added. The ice gives it a cold drink vibe. A word of caution, ice is best used at extremely low percents. Very good but ages stronger.

My Notes

Smoky Blue

Donkey Kong

Sweet mix of banana, caramel, and peanut butter.



FLV Flavor	%	Grams
Banana	0.80%	0.80
Caramel	0.40%	0.40
Peanut Butter	0.60%	0.60
Vanilla Bean	0.21%	0.21

PG/VG Ratio 20/80

Total Flavoring 2.01%



Age Notes

Best after a week of steeping.

Flavor Notes

This is one I fall back to when just simply craving a good nutty juice. I hope you will enjoy it too.

My Notes

Dmilin

Guana Don't Cha Wanna

Tropical fruity candy.



FLV Flavor	%	Grams
------------	---	-------

Candy Roll	1.00%	1.00
------------	-------	------

Guanabana	2.00%	2.00
-----------	-------	------

Peach Gummy	3.00%	3.00
-------------	-------	------



<i>PG</i>	<i>18.00%</i>	
-----------	---------------	--

<i>VG</i>	<i>70.00%</i>	
-----------	---------------	--

Total Flavoring	6.00%	
-----------------	-------	--

Age Notes

N/A

Flavor Notes

N/A

My Notes



Jazzy_girl

Honeydew Blossom

Honeydew melon with bit of pear and berry.



FLV Flavor

%

Grams

Blackberry Blossom

0.20%

0.20

Honeydew

1.50%

1.50

Melon Rind

0.50%

0.50

Pear

1.00%

1.00

Red Raspberry

0.50%

0.50



PG

23.30%

VG

70.00%

Total Flavoring

3.70%



Age Notes

If you like strong melon SNV. After day 1 it mellows out and turns into this beautiful honeydew melon inhale that is a mouth full of pear and berry melon.

Flavor Notes

This is a must mix if you like melon. FLV Honeydew is the absolute best melon! It's like a burst of wonderful and I feel it's one of my best mixes so far!!

My Notes

Paine Vapes

Lemon Goodness

Sweet candy lemon vape.



FLV Flavor

%

Grams

Candy Roll

0.60%

0.60

Lemonade

1.20%

1.20

Lime

0.20%

0.20

Sweet Cream

0.30%

0.30

Sweetness

0.20%

0.20



PG/VG Ratio

20/80

Total Flavoring

2.50%

Age Notes

SNV

Flavor Notes

Add any sour additive to make it more like a lemon head.

My Notes

SixStrings952

Melrose

A creamy melon mix with the right touch of rind to add authentic freshness.



FLV Flavor

%

Grams

Cantaloupe

1.00%

1.00

Honeydew

0.70%

0.70

Melon Rind

0.35%

0.35

Rose Essence

0.80%

0.80

Sweetness

1.00%

1.00

Watermelon

0.60%

0.60

Wild Melon

1.20%

1.20

PG

21.35%

VG

70.00%

Total Flavoring

5.65%

Age Notes

1 day

Flavor Notes

FLV Honeydew has got to be the best fresh Honeydew on the market. ... FLV Cantaloupe is added both for creaminess and for filling out the Honeydew in terms of body. FLV Watermelon was included here to bring out that “fresh fruit salad” flavor. ... FLV Wild Melon, I never get sick of this flavoring – very fresh tasting and not too strong at this percentage. ... FLV’s Rose Essence seems to have infused itself inside of the rind layer somehow. Combined [with FLV Melon Rind], they produce a “wet” feel. ... FLV Sweetness is the best sweetener for this mix.

My Notes

Paine Vapes

Milky Peach

Creamy peach with coconut accents.



FLV Flavor	%	Grams
Blood Orange	0.10%	0.10
Milk and Honey	0.30%	0.30
Peach	0.50%	0.50
Pear	0.60%	0.60
Sweet Coconut	0.30%	0.30
<i>PG/VG Ratio</i>	<i>20/80</i>	
Total Flavoring	1.80%	

Age Notes

2-5 days steep

Flavor Notes

N/A

My Notes



Smoky Blue OG Berry

Sweet blue raspberry vape.



FLV Flavor

%

Grams

Blueberry

0.80%

0.80

Cotton Candy

0.40%

0.40

Marshmallow

0.21%

0.21

Red Raspberry

0.60%

0.60

Sweetness

0.21%

0.21



PG/VG Ratio

20/80

Total Flavoring

2.22%

Age Notes

Allow for a 3 day steep time.

Flavor Notes

Those that know me, know about this recipe. It has a long history in vaping, and has adapted over the years...for my friends, thank you, and for everyone else...try this one, looking for that blue raspberry happiness. This is it.

My Notes

G3N0CID3

Papaya-coconut Dream Cream

Smooth and creamy papaya coconut punch.



FLV Flavor	%	Grams
Milk and Honey	0.75%	0.75
Papaya Punch	0.50%	0.50
Sweet Coconut	2.00%	2.00
Sweetness	0.50%	0.50
PG	9.45%	
VG	83.80%	
Total Flavoring	3.75%	

Age Notes

3 days

Flavor Notes

This is very smooth and creamy even though it has a low % it packs a punch, no pun intended.

My Notes

Spaced76

Peach Drip

Juicy sweet peach vape.



FLV Flavor	%	Grams
Cranberry	1.00%	1.00
Peach	2.00%	2.00
Peach Gummy	1.50%	1.50
Sweetness	0.50%	0.50



PG	28.50%
VG	66.50%
Total Flavoring	5.00%

Age Notes

Needs a week or so steep.

Flavor Notes

Love this recipe. Such a great juicy peach taste!
... I mix it at 70vg/30pg.

My Notes



Jazzy_girl

Pearcot Berry

Apricot blossom with a delicious berry juiciness.



FLV Flavor

%

Grams

Apricot

1.20%

1.20

Blackberry Blossom

0.50%

0.50

Jammy Berry

0.60%

0.60

Marshmallow Vanilla

0.20%

0.20

Pear

1.00%

1.00

Red Raspberry

0.60%

0.60



PG

22.90%

VG

70.00%

Total Flavoring

4.10%

Age Notes

SNV

Flavor Notes

Very yummy. I taste apricot blossom with a delicious juciness! This is a snv but will develop more as the flavors steep a few days. Mix em if you have em. Its a perfect vape for spring. Day 2 the marshmallow took over so I decreased it from 1.00 to 0.20, added red raspberry to add depth and increased the apricot a smidge. Wonderul with the changes!

My Notes

Tam_Vapes



ροδάκινο: Peach in Greek

Peaches in greek yogurt.



FLV Flavor	%	Grams
Brie Cheese	0.20%	0.20
Cream	0.60%	0.60
Greek Yogurt	1.00%	1.00
Nectarine	0.20%	0.20
Peach	0.80%	0.80
Persimmon	0.20%	0.20
PG	25.00%	
VG	70.00%	
Total Flavoring	3.00%	



Age Notes

Steep overnight at least. 3 days is best.

Flavor Notes

I love Greek Yogurt, it is yogurt that has been strained to remove most of its whey, resulting in a thicker consistency than unstrained yogurt, while preserving yogurt's distinctive sour taste. In this recipe, I add FLV Brie Cheese in combination with the Greek Yogurt, to boost that sour taste. In my opinion, Brie Cheese is a hidden gem that can be added to yogurt and cheesecakes just to add an extra authenticity to certain recipes. If you like, you can add FLV Ice for a cooling effect and FLV Sweetness to your liking.

My Notes



Daytime Frank

Purple Graze

A sweet, in-your-face punch of a grape bubble gum.



FLV Flavor

%

Grams

Bubble Gum

2.00%

2.00

Grape

1.50%

1.50

Lime

0.25%

0.25

Marshmallow Vanilla

1.00%

1.00

Sweetness

0.50%

0.50



PG

21.75%

VG

70.00%

Total Flavoring

5.25%



Age Notes

1 day or SNV

Flavor Notes

N/A

My Notes

Smoky Blue

Root Beer Barrels

Barrel-shaped root beer candies.



FLV Flavor	%	Grams
Butterscotch	1.20%	1.20
Cream	1.40%	1.40
Root Beer	1.40%	1.40

PG/VG Ratio 20/80

Total Flavoring 4.00%

Age Notes

N/A

Flavor Notes

This might look like too much, but really is a terrific mix. I have learned over the years with FLV, to keep things low, as in total amounts. Between 3-4% this is a smooth fun candy blend and one I keep going back to. Light but heavy, sweet and it even has that root beer candy taste! FOAMY!!

My Notes

W3STON

Spearmint Gum (Pod/MTL)

A simple spearmint gum recipe designed for pod vapes.



FLV Flavor	%	Grams
Bubble Gum	2.00%	2.00
Smooth Vanilla	1.00%	1.00
Spearmint	3.00%	3.00



PG	41.00%
VG	50.00%
Total Flavoring	6.00%

Age Notes

3 days

Flavor Notes

N/A

My Notes

Smoky Blue

Star Broke

Juicy watermelon starburst.

FLV Flavor

%

Grams

Alpine Strawberry

0.14%

0.14

Candy Roll

0.21%

0.21

Lemon

0.21%

0.21

Vanilla Pudding

0.40%

0.40

Wild Melon

1.00%

1.00

PG/VG Ratio

20/80

Total Flavoring

1.96%

Age Notes

Let sit for 3-5 days and make sure you enjoy this one, before going big...

Flavor Notes

Watermelon starburst, another one of my favorites!

My Notes



Smoky Blue

Strawberry, Shorty

Strawbeery cream treat.



FLV Flavor

%

Grams

Marshmallow Treats

0.80%

0.80

Popcorn

0.28%

0.28

Strawberry

0.60%

0.60

Vanilla Bean

0.21%

0.21

Vanilla Custard

0.40%

0.40



PG/VG Ratio

20/80

Total Flavoring

2.29%

Age Notes

Let this one sit for about 5 days, the magic will come thru!

Flavor Notes

Just like those cool bars, this turned out way better than I could have expected. You get the treats, the creamy strawberry and the vanilla beans helps to make the total flavor oh so good!

My Notes



Cloudchaserxx

Summer Fun

Fruity summer vape with vanilla accents.



FLV Flavor

%

Grams

Alpine Strawberry

1.50%

1.50

Boysenberry

2.00%

2.00

Raspberry

3.00%

3.00

Vanilla Bean

1.00%

1.00

Vanilla Pudding

2.00%

2.00



PG

17.50%

VG

70.00%

Total Flavoring

9.50%

Age Notes

Great shake and vape...but give it a week and it is delicious.

Flavor Notes

This mix just makes me think of summer...even in these cold days. The Alpine Strawberry makes this mix pop...it almost taste like a raspberry jolly rancher.

My Notes



Mortal Coil

Summer Melon Cooler

Ice cold glass of water infused with watermelon, cucumber, and mint.

FLV Flavor

%

Grams

Cucumber

0.75%

0.75

Ice

0.13%

0.13

Spearmint

0.25%

0.25

Sweetness

0.13%

0.13

Watermelon

2.75%

2.75

Wild Melon

1.25%

1.25

PG

11.73%

VG

80.00%

Total Flavoring

5.26%

Age Notes

5 days

Flavor Notes

One of my favorite summer beverages is an ice cold glass of freshly infused water. My go-to is easily a watermelon, cucumber, mint concoction, which I can now partake in year-round, thanks to this recipe. It is light, refreshing, and well-balanced. Great for giving your tastebuds a break, or as an ADV.

My Notes

Rin Vapes

Summer Punch

Fruity red drink.



FLV Flavor	%	Grams
Candy Roll	0.25%	0.25
Tropical Punch	0.75%	0.75
Watermelon	1.00%	1.00



PG/VG Ratio 20/80

Total Flavoring 2.00%

Age Notes

1 day (SNV)

Flavor Notes

Red drink profile submission for Mixin Vixens. I mix low so you will more than likely have to increase (up to double) my percentages.

My Notes

Tam_Vapes

Summer with GA Peaches

A cool peach lemonade smoothie, perfect for summer heat.



FLV Flavor	%	Grams
Apricot	0.60%	0.60
Ice	0.12%	0.12
Lemonade	1.00%	1.00
Lime	0.12%	0.12
Peach	1.20%	1.20
Persimmon	0.40%	0.40
Smoothie Base	2.00%	2.00
PG	22.57%	
VG	70.00%	
Total Flavoring	5.44%	

Age Notes

N/A

Flavor Notes

Peaches are in season, [which means] it is Lemonade time, so let's combine these two and have a fantastic Peach Smoothie. Apricot provides juiciness and boosts the peach. Smoothie Base has a fantastic Lemon and Yogurt taste, this works great with the Lemonade. Persimmon has some great sweet, tart, juicy flavor, this helps with the peach and to enhance the tartness of FLV Lemonade which is a traditional lemonade. ... The star is FLV Peach, it is an amazing Peach, that just needs a little boost with juiciness. Feel free to omit the Ice, or add more.

My Notes



Smoky Blue

Toffee Maid

Raspberry toffee candy vape.



FLV Flavor

%

Grams

Butterscotch

0.40%

0.40

Caramel

0.40%

0.40

Chocolate Deutsch

0.14%

0.14

Frosting

0.60%

0.60

Marshmallow

0.20%

0.20

Raspberry

0.20%

0.20

Red Raspberry

0.40%

0.40

Smooth Vanilla

0.14%

0.14

Toffee

0.60%

0.60

Vanilla Pudding

0.40%

0.40

PG/VG Ratio

20/80

Total Flavoring

3.48%

Age Notes

Allow a week to steep for taste testing.

Flavor Notes

This is it, the famous Raspberry Toffee Maid.. will remind you of a similar candy, delish! You can omit the raspberries for a plain version or sub them out for: Blood Orange .20% and Tangerine .14% to create the orange one.

My Notes

Dan the Man

Untamed Melon's

Smooth Wild Melon and Sweet Coconut mix.



FLV Flavor	%	Grams
Cream	1.50%	1.50
Milk and Honey	1.00%	1.00
Sweet Coconut	0.82%	0.82
Wild Melon	2.00%	2.00



PG	18.68%
VG	74.00%
Total Flavoring	5.32%

Age Notes

The best thing about this recipe is that you can literally shake and vape.

Flavor Notes

This is a delicious recipe. It has become an all day vape. The way the wild melon and sweet coconut come together in a different but tasty way. You get the melon... but wait, what just happened? It's the sweet coconut. It mingles with the melon in such a way that it makes a whole new flavor. The milk and honey adds intensity, while the cream smooths the whole thing out. It's good, really good. I can't stop vaping it.

My Notes



Furious Mixer W M D

The ultimate W M D (Watermelon of Mass Destruction).

FLV Flavor	%	Grams
 Candy Roll	0.50%	0.50
Cotton Candy	1.00%	1.00
Lime	0.25%	0.25
Raspberry	0.25%	0.25
Red Raspberry	0.45%	0.45
Sweetness	0.40%	0.40
 Watermelon	0.90%	0.90
Wild Melon	0.50%	0.50
<i>PG</i>	2.75%	
<i>VG</i>	90.00%	
Total Flavoring	4.25%	

Age Notes

3 days or SNV

Flavor Notes

Modeled from those delicious, mouth-watering candied watermelon sweets that have a slight sour sugar coating around them. I know the percentages are low, but trust me, you don't wanna sleep on this one!!!

My Notes



Smoky Blue

Watermelon Candy

Juicy watermelon candy vape.



FLV Flavor

%

Grams

Candy Roll

0.21%

0.21

Green Apple

0.40%

0.40

Mango

0.40%

0.40

Strawberry

0.40%

0.40

Watermelon

0.80%

0.80



PG/VG Ratio

20/80

Total Flavoring

1.81%



Age Notes

Best after 5 days.. but you can try it out sooner than that!

Flavor Notes

Have a piece!

My Notes

Shakenvape007

Wild Melon Salad

Wild melon fruit salad pod vape.



FLV Flavor % Grams

Raspberry	1.00%	1.00
Red Apple	2.00%	2.00
Sweetness	0.50%	0.50
Watermelon	2.00%	2.00
Wild Melon	4.00%	4.00



PG	27.50%
VG	60.00%
Total Flavoring	9.50%



Age Notes

3 days

Flavor Notes

I have been working on recipes for restricted air flow devices.... I have found that traditional methods "normal flavor percentages" just are not effective. This is where the potency of Flavorah picks up the slack where others lack. Pushing Flavorah Flavors beyond their limits makes recipe development a no brainer. It may be a little unconventional but it is fun to take my mixing adventures a step farther. This recipe is intended for restricted air flow systems around 60vg/40pg. It is not intended for open systems and sub-ohm.

My Notes

Dessert Recipes

Freshepies

ANGER

A cinnamon honey Greek Yogurt.



FLV Flavor

%

Grams

Greek Yogurt

2.00%

2.00

Milk and Honey

0.75%

0.75

Rich Cinnamon

0.01%

0.01



PG/VG Ratio

20/80

Total Flavoring

2.76%

Age Notes

3 days or SNV

Flavor Notes

A cinnamon honey Greek Yogurt. Rich Cinnamon is 1 drop per 30ml of e-liquid. Sweeten to taste.

My Notes

The Vaping Surveyor

Berry Yogurt

Mysteriously delicious berry yogurt.



FLV Flavor	%	Grams
Avocado	0.25%	0.25
Berry Blend	0.25%	0.25
Blueberry Muffin	2.00%	2.00
Boysenberry	0.35%	0.35
Brie Cheese	0.35%	0.35
Cranberry	0.50%	0.50
Graham Cracker	0.50%	0.50
Greek Yogurt	2.00%	2.00
PG	—	
VG	90.80%	
Total Flavoring	6.20%	

Age Notes

N/A

Flavor Notes

This is my Flavorah recipe for the Las Vegas competition.

I wanted to try and recreate one of my older Ads that was a Blueberry cranberry yogurt...But I decided to throw a twist in the vape. I added in the Berry Blend, and it blended into a very nice, mysteriously delicious berry yogurt. I hope you like it!

My Notes

TattooedVaper

Blueberry Muffin Cheesecake

Imagine a cheesecake with a blueberry muffin crust and covered in berries.



FLV Flavor	%	Grams
Berry Blend	1.00%	1.00
Berry Cheesecake	1.50%	1.50
Blueberry Muffin	3.50%	3.50
<i>PG</i>	18.00%	
<i>VG</i>	70.00%	
Total Flavoring	6.00%	

Age Notes

N/A

Flavor Notes

N/A

My Notes

Benoz

Chapple Pudding

Chocolate apple vape.



FLV Flavor	%	Grams
Apple Filling	2.50%	2.50
Chocolate Deutsch	0.25%	0.30
Vanilla Pudding	2.00%	2.00

PG 25.30%

VG 70.00%

Total Flavoring 4.75%

Age Notes

N/A

Flavor Notes

N/A

My Notes

Sejoused

Cranberry Cheesecake

Cinnamon-filled creamy cranberry cheesecake. Perfect for the holidays.



FLV Flavor

%

Grams

Cheesecake

1.50%

1.50

Cinnamon Crunch

1.00%

1.00

Cranberry

1.25%

1.25

Cupcake Batter

0.15%

0.15

Frosting

0.25%

0.25

Marshmallow

1.25%

1.25

Sweet Cream

1.00%

1.00

Sweet Dough

0.50%

0.50

PG

20.10%

VG

70.00%

Total Flavoring

6.90%

Age Notes

Best after 10 days.

Flavor Notes





Used FLV Sweet Dough and FLV Cinnamon Crunch with a pinch of FLV Cupcake Batter to soften and moisten the bottom layer. The cinnamon notes [make you wish] it was Christmas already. ... FLV Cranberry, FLV Cheesecake, and FLV Marshmallow to create the cheesecake filling, light and fluffy. I used FLV Sweet Cream and FLV Frosting for the top layer, just to add a light creamy vanilla and candied touch to this recipe. [Note: add Sweetness @1% for a sweeter dessert.] The FLV Cranberry, a sweet, ocean spray craisin like cranberry never get overhand in this mix, it just lingers in the background....

My Notes

TattooedVaper

Creamy Blueberry Muffin Cheesecake

Creamy cheesecake with a berry muffin twist.



FLV Flavor	%	Grams
Berry Blend	1.00%	1.00
Berry Cheesecake	1.50%	1.50
Blueberry Muffin	3.50%	3.50
Cream	1.00%	1.00
PG	20.50%	
VG	67.50%	
Total Flavoring	7.00%	

Age Notes

N/A

Flavor Notes

N/A

My Notes



Sejoused

Creamy Greek Vanilla Yogurt

Lovely creamy vanilla greek yogurt, topped with Honey Bee.



FLV Flavor

%

Grams

Greek Yogurt

1.50%

1.50

Honey Bee

0.30%

0.30

Marshmallow Vanilla

1.50%

1.50

Smooth Vanilla

0.20%

0.20

Sweetness

0.50%

0.50

Vanilla Pudding

0.75%

0.75



PG

22.25%

VG

70.00%

Total Flavoring

4.75%



Age Notes

Been on the shelf for awhile, no degradation in taste.
Steep at least 5 days, gets better with time.

Flavor Notes

I used some of the finest aromas made available by FLV to create this smooth, slightly sour and vanilla rich vape recipe. The base ingredient is FLV Greek Yogurt, upped the % to make it stand out from the vanillas used in the recipe, FLV Marshmallow Vanilla makes this mix so fluffy, while the combo FLV Vanilla Smooth and a little FLV Vanilla Pudding create a rich and full bodied vanilla taste. ... Finally added some Sweetness and topped the mix with my all-time favourite honey, FLV Honey Bee.

My Notes

SixStrings952

Dat Püd

A smooth, thick, sweet instant vanilla pudding mix.



FLV Flavor	%	Grams
Marshmallow Vanilla	0.45%	0.45
Sweetness	1.25%	1.25
Vanilla Pudding	2.75%	2.75
White Chocolate	0.70%	0.70
PG	6.85%	
VG	85.00%	
Total Flavoring	5.15%	

Age Notes

SNV – 2 days

Flavor Notes

FLV White Chocolate was added at a low percentage to utilize its' "buttery" quality. ... I didn't want any white chocolate flavor...just the buttery nature of the concentrate. ... FLV Marshmallow Vanilla ... was added for a boost in vanilla and to provide some fuller body FLV Sweetness: 1.25% of this heavenly stuff will NOT gunk your coils. In addition, its truly the best sweetener out there! ... You can't sub this out for that coil-gunking crap because FLV Sweetness makes the pudding feel inherently sweet FLV Vanilla Pudding (I saved the best flavoring for last) is an outstanding flavor....

My Notes

Tam_Vapes

Fig A Rose Pudding

Pudding with accents of rose water, caramel, and figs.



FLV Flavor	%	Grams
Caramel	0.40%	0.40
Cream	0.60%	0.60
Fig	0.40%	0.40
Jammy Berry	0.20%	0.20
Rose Essence	1.20%	1.20
Vanilla Pudding	0.80%	0.80
White Chocolate	0.20%	0.20
PG	23.20%	
VG	70.00%	
Total Flavoring	3.80%	

Age Notes

Must let this steep for 3 days.

Flavor Notes

This is not a floral vape, but not figgy either. This is a beautiful Pudding with Rose Water Caramel and Figs. This is one of the concept ideas DIY Down Under had in round 2 of the mix-off competition with The Fog Vlog. I have taken the idea and tweaked it a bit more.

My Notes

Dan the Man

Flavorah's Berry Cheesecake

Fruity berry cheesecake vape.



FLV Flavor	%	Grams
Berry Blend	2.50%	2.50
Cheesecake	1.75%	1.75
Cream	2.00%	2.00
Frosting	1.00%	1.00
Raspberry	1.25%	1.25
<i>PG</i>	15.50%	
<i>VG</i>	74.00%	
Total Flavoring	8.50%	

Age Notes

12 days

Flavor Notes

I sometimes need a fruit vape and this one is easy to make and don't take forever to steep.

My Notes



Sejoused

Granola Bay

Slightly tangy cranberry and fig flavored granola mix.



FLV Flavor

%

Grams

Cranberry

1.00%

1.00

Crunch Cereal

1.00%

1.00

Granola

0.75%

0.75

Greek Yogurt

2.00%

2.00

Honey Bee

0.10%

0.10

Sweet Cream

1.00%

1.00

Sweet Fig

0.50%

0.50

PG

20.65%

VG

70.00%

Total Flavoring

6.35%

Age Notes

2 weeks

Flavor Notes

This is hands down the best granola I've ever made. The FLV Granola and Crunch Cereal ingredients actually make this granola stand out cause it tastes like granola. Every layer has a different seasoning/spice/texture. This mix is awesome. The Cranberry/Fig flavored granola topped with the thicker texture and tangier flavor from Greek Yogurt. Sweetened with Honey Bee, this granola is so good.

My Notes

Laura

I'm A Little Nutty

Creamy, nutty pound cake.



FLV Flavor

FLV Flavor	%	Grams
Macaroon	0.25%	0.25
Marshmallow Vanilla	0.50%	0.50
Pound Cake	1.50%	1.50
Vanilla Custard	0.50%	0.50
Vanilla Pudding	0.50%	0.50

PG 36.76%

VG 56.00%

Total Flavoring 3.25%



Age Notes

N/A

Flavor Notes

The pound cake serves as a dense and sugary base. I added the custard and pudding to reinforce the vanilla undertones that sometimes come with this cake.

My Notes



Smoky Blue

Island Ice Cream

Melon matcha ice cream.



FLV Flavor

%

Grams

Cantaloupe

0.80%

0.80

Eisai Tea

0.21%

0.21

Ice

0.21%

0.21

Sweet Coconut

0.40%

0.40

Vanilla Bean

0.21%

0.21

Vanilla Pudding

0.80%

0.80

Wild Melon

0.80%

0.80



PG/VG Ratio

20/80

Total Flavoring

3.43%



Age Notes

Best after 3 days and even better in a week.

Flavor Notes

Eisia Tea brings this one all together.. its like green tea ice cream meets the melons. Try it out and see.

My Notes

Staybert

Matcha Aisu Kurīmu

Vanilla matcha ice cream.



FLV Flavor	%	Grams
Cream	1.50%	1.50
Eisai Tea	1.00%	1.00
Marshmallow Vanilla	1.00%	1.00
Smooth Vanilla	0.20%	0.20
<i>PG/VG Ratio</i>	<i>30/70</i>	
Total Flavoring	3.70%	

Age Notes

3 days

Flavor Notes

I want to preface this by saying I have never been to Japan, and I have never had a Macha ice cream, so the probability of this being authentic is probably pretty low. It is however very yummy! What I could read about macha ice cream, it's supposed to be bitter due to the macha flavor, but as always with vaping, there is no "ice cream" flavor, so you kind of have to use a thick vanilla cream in order to make an "ice cream". The vanilla note you get here is probably more prominent than you need, but it's just so damn good.

My Notes



Tam_Vapes

Pallow

Peach marshmallow dessert.



FLV Flavor

%

Grams

Cream

1.00%

1.00

Graham Cracker

1.25%

1.25

Marshmallow

1.00%

1.00

Nectarine

0.25%

0.25

Peach

0.50%

0.50

Peach Gummy

2.00%

2.00



PG/VG Ratio

30/70

Total Flavoring

6.00%

Age Notes

3 days

Flavor Notes

This is a Peach Marshmallow dessert. The actual desert is made with gelatin to make the peaches a bit more gelatinous. What better concentrate to build the peach layer with than FLV Peach Gummy. To add to this layer, I use FLV Peach and FLV Nectarine. Then FLV Cream is used to combine the fruits together. And of course FLV Marshmallow for the yummy marshmallow. FLV Graham Cracker is used for the crust.

My Notes

Freshepies

Peanut Butt'hurt

Layered, creamy peanut butter.



FLV Flavor	%	Grams
Caramel	0.25%	0.25
Chocolate Deutsch	1.25%	1.25
Graham Cracker	1.50%	1.50
Peanut Butter	2.00%	2.00
Vanilla Pudding	1.00%	1.00
PG	—	
VG	91.00%	
Total Flavoring	6.00%	

Age Notes

10 days

Flavor Notes

N/A

My Notes

Shakenvape007

Peppermint Cream Breeze

Creamy peppermint breeze.



FLV Flavor	%	Grams
Creme De Menthe	6.00%	6.00
Frosting	3.00%	3.00
Peppermint	0.75%	0.75
Sweetness	0.50%	0.50



<i>PG/VG Ratio</i>	40/60
Total Flavoring	10.25%

Age Notes

5 days

Flavor Notes

I have been working on recipes for restricted air flow devices... I have found that traditional methods "normal flavor percentages" just are not effective. This is where the potency of Flavorah picks up the slack where others lack. Pushing Flavorah Flavors beyond there limits makes recipe development a no brainer. It may be a little unconventional but it is fun to take my mixing adventures a step farther. This recipe is intended for restricted air flow systems around 60vg/40pg. It is not intended for open systems or sub-ohm.

My Notes



Author Michelle Hughes

TOC's Pumpkin Pie

Delicious pumpkin pie vape.



FLV Flavor

%

Grams

Brie Cheese

0.40%

0.40

Cheesecake

0.50%

0.50

Cupcake Batter

0.75%

0.75

Eggnog

0.75%

0.75

Sweet Cream

0.75%

0.75

Vanilla Custard

0.75%

0.75

Yam

0.75%

0.75

PG/VG Ratio

30/70

Total Flavoring

4.65%

Age Notes

N/A

Flavor Notes

A variation of my pumpkin pie using only FLV flavors. As I can't do cinnamon, I omitted it from my recipe. If you have cinnamon I do believe this will give more of the pumpkin spice flavor than I was able to get with eggnog since it's more nutmeg.







My Notes

DaddyKane91

Simply Apple Pie

Apple pie with delicious crust notes.



FLV Flavor	%	Grams
 Apple Filling	2.00%	2.00
 Fried Dough	0.25%	0.25
 Graham Cracker	0.75%	0.75
 Granola	0.20%	0.20
 Red Apple	0.25%	0.25
 Sweetness	0.25%	0.25
 PG/VG Ratio	40/60	
 Total Flavoring	3.70%	

Age Notes

7 days

Flavor Notes

FLV Apple Filling is taking center stage in this profile along with a little help from FLV Red Apple, to accentuate that apple a little bit, next up is that crust I figured Graham Cracker, Fried Dough and Granola got me what I was trying to achieve, was lacking that buttery note I had hoped to hit but was still pretty good.

My Notes

Babayguurrl

Strawberry Mousse

Smooth and light strawberry mousse vape.



FLV Flavor	%	Grams
Alpine Strawberry	0.05%	0.05
Cream	0.20%	0.20
Smooth Vanilla	0.25%	0.25
Strawberry	0.13%	0.13
Vanilla Pudding	0.20%	0.20
White Chocolate	0.13%	0.13
PG	—	
VG	99.00%	
Total Flavoring	0.96%	

Age Notes

3 days

Flavor Notes

N/A

My Notes

RavenShadow

Strawberry Yogurt

Strawberry vape with notes of sweet, creamy greek yogurt.



FLV Flavor	%	Grams
Greek Yogurt	3.00%	3.00
Strawberry	2.00%	2.00
Strawberry Smash	2.00%	2.00
Sweet Cream	1.50%	1.50



PG	21.50%
VG	70.00%
Total Flavoring	8.50%

Age Notes

It melds beautifully after 7 days of steeping.

Flavor Notes

This is a strawberry forward liquid with middle notes of sweet creamy greek yogurt. The sweet cream fills in the gaps nicely with finish of the sweet strawberry and tangy yogurt.

My Notes

SpicyGal

Tropical Milk and Cookies

Milk and cookies with a tropical twist.



FLV Flavor	%	Grams
Cookie	2.00%	2.00
Frosting	0.40%	0.40
Milk and Honey	3.00%	3.00
Passion Fruit	1.25%	1.25
Rainier Cherry	1.40%	1.40
Raspberry	1.50%	1.50
Sugar Orchid	1.55%	1.55
Vanilla Bean	0.50%	0.50
<i>PG/VG Ratio</i>	<i>30/70</i>	
Total Flavoring	11.60%	

Age Notes

10 days

Flavor Notes

This is mild but flavorful - sweet but not too much. While there's nothing super exciting about it, it is a very pleasant vape. It does help to steep it a little while. The Passionfruit, Rainier Cherry, Raspberry, and Sugar Orchid form the base with Milk and Honey and Cookie to back it up then a touch of Vanilla Bean and Frosting to round it out – and it works well.

My Notes

J.Z-strow

Vanilla Custard Pudding

Straightforward vanilla custard pudding.



FLV Flavor	%	Grams
Cream	0.30%	0.30
Vanilla Bean	1.00%	1.00
Vanilla Custard	1.50%	1.50
Vanilla Pudding	1.50%	1.50



PG	15.71%
VG	78.50%
Total Flavoring	4.30%

Age Notes

2 weeks

Flavor Notes

Very simple recipe, but delicious. It's fairly straight-forward, I get the custard as the main flavoring with cream and vanilla expanding on the flavor, cream and pudding help to add more depth to the custard's texture. I tried 5 different recipes (different percentages of these flavorings in each recipe) and this is the one I enjoyed the most. (Each recipe was allowed at least 14 days to age.)

My Notes

Sejoused

Xmas Vanilla Pudding

Xmas pudding with gingersnap, eggnog, and velvety vanilla.



FLV Flavor	%	Grams
Eggnog	1.00%	1.00
Ginger Snap	1.50%	1.50
Smooth Vanilla	0.25%	0.25
Sweet Dough	0.50%	0.50
Sweetness	0.65%	0.65
Vanilla Pudding	4.25%	4.25

PG/VG Ratio 30/70

Total Flavoring 8.15%

Age Notes

2 weeks

Flavor Notes

As they say, the proof is in the pudding. FLV Eggnog (this eggnog is custard and spice and everything nice). FLV Gingersnap (the dark sticky middle part of a ginger snap, molasses, ginger, and cookie). FLV Sweet Dough with hints of butterscotch and caramel with a solid, a heavy dough serves as a solid base full of spices and herbs. All this is suffused with a very rich FLV Vanilla Pudding. No Xmas vape without a little bright, bold and sweet vanilla, this is where a few drops Smooth Vanilla comes in for the smooth velvety notes. Xmas is the sweetest time of the year, don't be afraid to sweeten this mix with some Sweetness.

My Notes

Bakery Recipes

Smoky Blue

Apple Pie Dessert

Apple pie with hints of rum and raisins.



FLV Flavor	%	Grams
Apple Filling	1.00%	1.00
Greek Yogurt	0.20%	0.20
Green Apple	0.80%	0.80
Raisin Rum	0.08%	0.08
Vanilla Custard	1.00%	1.00

PG/VG Ratio 20/80

Total Flavoring 3.08%



Age Notes

Let steep for one week!

Flavor Notes

Fantastic apple pie with hints of rum and raisins.

My Notes



Smoky Blue

Apples, Hunnie

Sweet fresh apples with a touch of honey and cream.

FLV Flavor	%	Grams
Apple	0.20%	0.20
Cream	0.40%	0.40
Frosting	0.40%	0.40
Granny Smith	0.60%	0.60
Green Apple	0.60%	0.60
Honey Bee	0.04%	0.04
Rich Cinnamon	0.04%	0.04
Red Cinnamon	0.04%	0.04
Whipped Cream	0.40%	0.40
<i>PG/VG Ratio</i>	<i>20/80</i>	
Total Flavoring	2.72%	



Age Notes

N/A

Flavor Notes

Sweet fresh apples with a touch of honey and cream... the cinnamon is laid back and you may or may not pick it up... if you do, I hope you will enjoy it as much as I have. Designed for a friend.

My Notes

Jesse-D

Awkward

Sweet cake with a fruity punch.



FLV Flavor	%	Grams
Carrot	0.50%	0.50
Papaya Punch	1.00%	1.00
Pound Cake	1.50%	1.50
Sugar Orchid	0.25%	0.25
Sweet Fig	0.50%	0.50
Sweetness	0.75%	0.75
Vanilla Pudding	3.00%	3.00
PG	22.49%	
VG	67.00%	
Total Flavoring	7.50%	

Age Notes

N/A

Flavor Notes

N/A

My Notes

Tam_Vapes

A Raisin in the Rum

Spiced raisin rum pudding.

FLV Flavor

%

Grams

Caramel

0.75%

0.75

Pound Cake

2.00%

2.00

Pumpkin Spice

0.50%

0.50

Raisin Rum

0.50%

0.50

Sweet Dough

0.75%

0.75

Sweet Fig

0.50%

0.50

Vanilla Pudding

2.00%

2.00

PG/VG Ratio

30/70

Total Flavoring

7.00%

Age Notes

5 days

Flavor Notes

A yummy spiced raisin rum pudding.

My Notes

Lil Miss

Battered Blueberries

Explosion of apple flavor.



FLV Flavor	%	Grams
Blueberry	0.75%	0.75
Blueberry Muffin	1.50%	1.50
Cotton Candy	1.00%	1.00
Cupcake Batter	1.00%	1.00

PG 24.27%

VG 68.50%

Total Flavoring 4.25%

Age Notes

3 days

Flavor Notes

N/A

My Notes

Jazzy_girl

Berry Smash

N/A



FLV Flavor	%	Grams
Black Currant	0.50%	0.50
Blueberry	1.00%	1.00
Boysenberry	1.50%	1.50
Graham Cracker	1.25%	1.27
Lemonade	0.25%	0.27
Whipped Cream	1.00%	1.00
<i>PG</i>	<i>21.50%</i>	
<i>VG</i>	<i>70.00%</i>	
Total Flavoring	5.50%	

Age Notes

N/A

Flavor Notes

N/A

My Notes



Jazzy_girl

Biscotti Custard

Custard with a touch of creamy cinnamon and honey.



FLV Flavor

%

Grams

Biscotti

0.50%

0.50

Cinnamon Crunch

0.40%

0.40

Cream

1.00%

1.00

Custard

3.00%

3.00

Milk and Honey

1.25%

1.25



VG

—

PG

93.85%

Total Flavoring

6.15%



Age Notes

It's a SNV and is great right away if you like and up front Biscotti and calms down more on day 2-7 as the Custard starts to blend with the Biscotti.

Flavor Notes

All I can say here is this is my 1st all Flavorah custard recipe and it's very delicious!! I absolutely love the Custard and Biscotti together!! Add a touch of Cream and Cinnamon Crunch 'n' Milk and Honey and ooh la la it's fabulous!!!

My Notes



AlbaCorey1

Blue Pound Cake

Fluffy berry pound cake.

FLV Flavor	%	Grams
------------	---	-------

Blueberry Muffin	3.00%	3.00
------------------	-------	------

Boysenberry	1.00%	1.00
-------------	-------	------

Caramel	0.50%	0.50
---------	-------	------

Cream	1.00%	1.00
-------	-------	------

Pound Cake	3.00%	3.00
------------	-------	------

<i>PG/VG Ratio</i>	<i>20/80</i>
--------------------	--------------

Total Flavoring	8.50%
-----------------	-------

Age Notes

N/A

Flavor Notes

N/A

My Notes



Laura

Blueberry Granola

Creamy bakery with a hint of fruity goodness.



FLV Flavor

%

Grams

Alpine Strawberry

0.25%

0.27

Blueberry

1.50%

1.50

Graham Cracker

1.00%

1.00



Granola

0.50%

0.50

Raspberry

1.00%

1.00

Smooth Vanilla

0.25%

0.27



Strawberry Cream

0.50%

0.50

PG

35.00%

VG

56.00%



Total Flavoring

5.00%

Age Notes

It gets stronger with steep time so use caution.

Flavor Notes

Be prepared this recipe is a creamy bakery with a hint of fruit. A lot of the flavors are on the stronger side including: alpine strawberry and smooth vanilla. The granola is authentic and raw.

My Notes



Smoky Blue

Bread Pudding

Light, fluffy bread pudding.



FLV Flavor

%

Grams

Caramel

0.21%

0.21

Cookie

0.60%

0.60



Cupcake Batter

0.40%

0.40



Pumpkin Spice

0.14%

0.14

Raisin Rum

0.04%

0.04

Sweet Dough

0.80%

0.80



Sweet Fig

0.14%

0.14

Vanilla Custard

1.00%

1.00



PG/VG Ratio

20/80

Total Flavoring

3.33%

Age Notes

This one needs a long sit time...try 3 weeks. after that tho, omg...one of the best bread puddings I have ever made!

Flavor Notes

This is my white whale, a light fluffy bread pudding, the kind you might make that once a month on a Sunday, to relax with friends and family. Trust me, it is worth the wait!

My Notes

Smoky Blue

Carrot Cake

Explosion of apple flavor.



FLV Flavor	%	Grams
Butterscotch	1.00%	1.00
Carrot	0.07%	0.07
Irish Cream	1.00%	1.00
Pound Cake	0.40%	0.40

PG/VG Ratio 20/80

Total Flavoring 2.47%

Age Notes

1 day – After minimal shelf time, this mix is ready to go. Shake and vape, if you want.

Flavor Notes

I have tried all kinds of combos with carrot, and when I remembered the old bar trick to make a carrot cake shot, it was on! I tinkered and twisted, even added some raisin rum to this...but I just couldn't get any better than this recipe. It's a true carrot cake taste and the pound cake helps it all blend together...the carrot peeps in every so often for added realism.

My Notes

Tuney

Cinn Crunch Yams

Creamy cinnamon yam mix.



FLV Flavor	%	Grams
Cinnamon Crunch	0.30%	0.32
Cream	0.60%	0.60
Yam	0.90%	0.92



PG	28.20%
VG	70.00%
Total Flavoring	1.80%

Age Notes

3 days

Flavor Notes

Yam; nice mild yam with a light taro note. Cinn crunch; like the dry cereal.

My Notes

Hibbadoray

Cranberry Orange Upside Down Cake

Buttery, caramelized cranberry-orange upside down cake vape.



FLV Flavor	%	Grams
Blood Orange	1.00%	1.00
Blueberry Muffin	4.00%	4.00
Cranberry	0.75%	0.75
Pound Cake	2.00%	2.00
Toffee	0.50%	0.50
Vanilla Pudding	2.00%	2.00



<i>PG/VG Ratio</i>	30/70
Total Flavoring	10.25%

Age Notes

5 days

Flavor Notes

Pound cake and blueberry muffin are the base of my cake. I wanted a little more richness and mouth feel so I added luscious vanilla pudding to my cake base. Blood Orange was the perfect orange flavor to infuse my cake base! I used Cranberry in conjunction with the sweet blueberry flavor to offset the orange. And last but not least, the toffee crowns the whole thing with that thick, rich buttery caramelized sugar taste.

My Notes

Paine Vapes



Crazy Monkey Bread

Complex delicious monkey bread recipe.



FLV Flavor	%	Grams
------------	---	-------

Cheesecake	0.45%	0.45
------------	-------	------

Fried Dough	0.20%	0.20
-------------	-------	------

Honey Bee	0.05%	0.05
-----------	-------	------

Lemon	0.10%	0.10
-------	-------	------

Popcorn	0.05%	0.05
---------	-------	------

Pound Cake	0.30%	0.30
------------	-------	------

Rich Cinnamon	0.10%	0.10
---------------	-------	------

Sweet Dough	0.30%	0.30
-------------	-------	------

White Chocolate	0.25%	0.25
-----------------	-------	------

PG	7.00%	
----	-------	--

VG	88.20%	
----	--------	--

Total Flavoring	1.80%	
-----------------	-------	--

Age Notes

7 days

Flavor Notes

If you don't like honey, you can leave out the Honey Bee. Pound Cake adds body to the mix while the White Chocolate adds fluff. The Popcorn adds the buttery goodness – it also can be left out.

My Notes



Zylonality

Cream Filled Maple Bar

N/A

FLV Flavor	%	Grams
------------	---	-------

Cream	1.00%	1.00
-------	-------	------

Maple Bar	2.00%	2.00
-----------	-------	------

Smoked Butterscotch	0.50%	0.50
---------------------	-------	------

Sweet Dough	0.30%	0.30
-------------	-------	------

Sweetness	0.40%	0.40
-----------	-------	------

Whipped Cream	0.30%	0.30
---------------	-------	------

<i>PG/VG Ratio</i>	<i>20/80</i>
--------------------	--------------

Total Flavoring	4.50%
-----------------	-------

Age Notes

3 days

Flavor Notes

N/A

My Notes

Patagonico

Custard (My Way)

Peachy custard with a touch of coconut.



FLV Flavor	%	Grams
Coconut	0.50%	0.50
Peach	4.00%	4.00
Vanilla Custard	2.50%	2.50



<i>PG</i>	23.00%
<i>VG</i>	70.00%
Total Flavoring	7.00%

Age Notes

2-3 weeks

Flavor Notes

N/A

My Notes



Smoky Blue

Firefly Cookies

Cinnamon sugar cookie mix.



FLV Flavor

%

Grams

Cookie

0.60%

0.60

Crunch Cereal

0.40%

0.40

Greek Yogurt

0.21%

0.21

Marshmallow

0.40%

0.40

Red Cinnamon

0.21%

0.21

Sweet Cream

0.60%

0.60

Sweetness

0.21%

0.21



PG/VG Ratio

20/80

Total Flavoring

2.63%

Age Notes

Mix this and let sit for around 7 days.

Flavor Notes

Best cinnamon sugar cookie ever!

My Notes

Smoky Blue

Fried Bananas

Caramelly sweet fried bananas.



FLV Flavor	%	Grams
Banana	0.21%	0.21
Beer Nuts	0.07%	0.07
Butterscotch	0.21%	0.21
Caramel	0.21%	0.21
Cream	0.60%	0.60
Honey Bee	0.04%	0.04
Lime	0.07%	0.07
Marshmallow	0.21%	0.21
Peanut Butter	0.07%	0.07
<i>PG/VG Ratio</i>	<i>20/80</i>	
Total Flavoring	1.69%	

Age Notes

Allow for a 1 week steep.

Flavor Notes

What all Monkeys love. Grab a spoon and dig in.

My Notes

Smoky Blue

King Nut

Smooth, creamy nut-forward vape with hints of barrel-aged oak.



FLV Flavor	%	Grams
Bourbon	0.21%	0.21
Hazelnut	0.16%	0.16
Oak Barrel	0.16%	0.16
Pistachio	0.21%	0.21

PG/VG Ratio 20/80

Total Flavoring 0.74%

Age Notes

Give it a spin, but wait for about a week to keep all of your nutty taste buds happy. Best after 3 weeks.

Flavor Notes

This juice doesn't take much to be an in your face nut juice! Unreleased anywhere else, this one was made for a friend of mine that loves nuts. It's smooth, creamy, with hints of barrel aged oak.

My Notes



Smoky Blue

Mint Chocolate Cake

Cool mint chocolate cake, with hints of cream and bourbon.



FLV Flavor	%	Grams
Bourbon	0.21%	0.21
Chocolate Deutsch	0.40%	0.40
Cool Menthol	0.40%	0.40
Cream	0.40%	0.40
Greek Yogurt	0.21%	0.21
Milk Chocolate	0.21%	0.21
Oak Barrel	0.07%	0.07
Red Velvet	0.40%	0.40
Smooth Vanilla	0.21%	0.21
Spearmint	0.21%	0.21
Vanilla Custard	0.21%	0.21
<i>PG/VG Ratio</i>	<i>20/80</i>	
Total Flavoring	2.93%	

Age Notes

N/A

Flavor Notes

Cool mint chocolate cake, with creams and bourbon hints. Something to kick back on these nights after mucking around with the holiday trimmings. I love vapes like these. Mellow but bold, smooth and relaxing. This is not something you want to take to parties, you will only come home with empty bottles!

My Notes

Sub Vapes

Noggin Pied

Explosion of apple flavor.



FLV Flavor	%	Grams
Cookie Dough	0.75%	0.70
Eggnog	1.00%	1.00
Graham Cracker	1.50%	1.50
Milk and Honey	0.50%	0.50
Vanilla Pudding	1.00%	1.00
Whipped Cream	0.75%	0.70
<i>PG</i>	<i>21.70%</i>	
<i>VG</i>	<i>70.00%</i>	
Total Flavoring	5.50%	

Age Notes

2 weeks

Flavor Notes

N/A

My Notes



Smoky Blue

Oatmeal Cream

Creamy oatmeal cookie vape.



FLV Flavor

%

Grams

Cookie

0.80%

0.80

Cream

1.00%

1.00

Greek Yogurt

0.21%

0.21

Oatmeal Raisin

0.07%

0.07

Rich Cinnamon

0.07%

0.07

Smooth Vanilla

0.07%

0.07

Vanilla Custard

1.00%

1.00

PG/VG Ratio

20/80

Total Flavoring

3.22%

Age Notes

This can be tried within a week, but much better after 2 weeks.

Flavor Notes

One of the best creamy oatmeal cookies I had mixed to date. A must mix..

My Notes



Smoky Blue

Pistachio Pudding

Creamy pistachio pudding vape.



FLV Flavor

%

Grams

Custard

1.00%

1.00

Honey Bee

0.07%

0.07

Marshmallow

0.30%

0.30

Pistachio

0.21%

0.21

Vanilla Pudding

1.00%

1.00



PG/VG Ratio

20/80

Total Flavoring

2.58%

Age Notes

Let sit for 5 days and enjoy.. also blends well with a pina colada!

Flavor Notes

Smooth creamy fluffy and nutty..

My Notes

Jennifer Jarvis

Pop! Goes The Cake

Caramel corn cake pop with vanilla sugar orchid frosting.



FLV Flavor	%	Grams
Cupcake Batter	2.00%	2.00
Frosting	2.00%	2.00
Popcorn	0.75%	0.75
Sugar Orchid	0.85%	0.85
Sweetness	1.00%	1.00
<i>PG/VG Ratio</i>	<i>20/80</i>	
Total Flavoring	6.60%	

Age Notes

4 weeks

Flavor Notes

Mixlife – Mixoff Jarvis v Jerry – Caramel corn cake pop with vanilla sugar orchid frosting. After this steeped for about 4 weeks and even as it steeps further the sugar orchid turns into this lovely frosting note, the popcorn note is a bit lost in here, it's more like just a caramel cake, but that wasn't a bad thing, just wasn't what I was going for. If you like light flavors with a creamy cake taste this is a lovely recipe for just that purpose.

My Notes

Smoky Blue

Spiced Cake

Yummy spiced cake vape.



FLV Flavor	%	Grams
Butterscotch	0.21%	0.21
Caramel	0.21%	0.21
Pound Cake	1.00%	1.00
Pumpkin Spice	0.14%	0.14
Sweet Coconut	0.21%	0.21
Sweet Cream	0.40%	0.40
Vanilla Pudding	0.40%	0.40
Wheat	0.14%	0.14
<i>PG/VG Ratio</i>	<i>20/80</i>	
Total Flavoring	2.71%	

Age Notes

Allow to steep for 5 days before testing, but best after 3 weeks.

Flavor Notes

Created this for a spiced cake effect.. goes very nicely with my morning coffee.

My Notes



Sejoused Tatin

Apple and cranberry tarte tatin.



FLV Flavor	%	Grams
------------	---	-------

Apple Cranberry	0.85%	0.85
-----------------	-------	------

Apple Filling	1.50%	1.50
---------------	-------	------

Butterscotch	0.50%	0.50
--------------	-------	------



Granola	0.25%	0.25
---------	-------	------

Lime Wedge	0.25%	0.25
------------	-------	------

Marshmallow	0.25%	0.25
-------------	-------	------



Pastry Zest	1.25%	1.25
-------------	-------	------

Sweet Dough	0.50%	0.50
-------------	-------	------

Sweetness	0.50%	0.50
-----------	-------	------



PG/VG Ratio	30/70
-------------	-------

Total Flavoring	5.85%
-----------------	-------

Age Notes

Steeped this 14 days and in my honest opinion the perfect steep time.

Flavor Notes


This ultimate fall and winter tart showcases the best fruits of the season: apples and cranberries. ... Apple Filling, Apple Cranberry, and a twist of Lime Wedge are the fruit filling for this dark and delicious vape. For the bakery foundation, I used Sweet Dough, Pastry Zest, and Granola, this combination with notes from cinnamon and crunchy nuts makes this a very enjoyable mix where all aromas are perfectly layered. ... FLV Butterscotch has that perfect buttery/brown sugar taste I liked for this mix and added some Marshmallow for a smooth mouthfeel.

My Notes

Jazzy_girl

Vanilla Rose Custard

Delicious custard infused with vanilla and a hint of light candied rose.



FLV Flavor	%	Grams
Marshmallow Vanilla	1.00%	1.00
Rose Essence	3.00%	3.00
Vanilla Bean	0.50%	0.50
Vanilla Custard	3.00%	3.00
VG	—	
PG	92.50%	
Total Flavoring	7.50%	

Age Notes

1 day / SNV – This is a custard that doesn't need a long steep but still very delicious!

Flavor Notes

Infused with vanilla and a light rose essence.... It looks like it wouldn't work but it's very delicious custard with light vanilla candied rose. It can be an ADV for sure. If you mix it, let me know your thoughts.

My Notes



Paine Vapes

Very Berry Muffin

Fresh berry muffin vape.



FLV Flavor

%

Grams

Blueberry

0.90%

0.90

Blueberry Muffin

0.60%

0.60

Boysenberry

0.60%

0.60

Cherimoya

0.20%

0.20

Cinnamon Crunch

0.20%

0.20

Pound Cake

0.30%

0.30

PG/VG Ratio

20/80

Total Flavoring

2.80%

Age Notes

Steep for 1-2 weeks.

Flavor Notes

N/A

My Notes



Smoky Blue

World Famous Oatmeal Cookies

Oatmeal raisin cookie vape.



FLV Flavor	%	Grams
Cookie	0.60%	0.60
Cotton Candy	0.14%	0.14
Cream	0.21%	0.21
Greek Yogurt	0.21%	0.21
Macaroon	0.21%	0.21
Oatmeal Raisin	0.04%	0.04
Pumpkin Spice	0.21%	0.21
Vanilla Pudding	0.80%	0.80
<i>PG/VG Ratio</i>	<i>20/80</i>	
Total Flavoring	2.42%	

Age Notes

N/A

Flavor Notes

This is the perfect oatmeal raisin cookie. I doubt I could make it any better than this! It will melt in your mouth, it will make others take notice on what you vape, and do not be surprised at a following of people, trying to find the cookies. Don't be shy, share.

My Notes

Drink Recipes



Smoky Blue

Banana Shake

Creamy, smooth banana shake.



FLV Flavor	%	Grams
Banana	0.80%	0.80
Caramel	0.21%	0.21
Cheesecake	0.21%	0.21
Cotton Candy	0.21%	0.21
Smooth Vanilla	0.14%	0.14
Vanilla Bean	0.14%	0.14
Vanilla Custard	0.80%	0.80
<i>PG/VG Ratio</i>	<i>20/80</i>	
Total Flavoring	2.51%	

Age Notes

Best after 5 days...

Flavor Notes

Excellent! The banana is not too much in your face, but it is very close.. the ice cream is done on layers, and between the smooth vanilla adding a banana sugar on your lips and the vanilla beans dancing on your tounge, this will become a fav.

My Notes

Jazzy_girl

Berry Smoothie

Slightly tart and jammy sweet smoothie.



FLV Flavor	%	Grams
Black Currant	1.00%	1.00
Ice	0.20%	0.20
Jammy Berry	0.50%	0.50
Smoothie Base	1.00%	1.00
PG	27.33%	
VG	70.00%	
Total Flavoring	2.70%	

Age Notes

N/A

Flavor Notes

I'm really loving this as a adv! It's slightly tart 'n jammy sweet. Not getting smoothie yet, but very good and I'll leave the % where they are.




My Notes



Sejoused

Birds, Bees and Bubbles

An exotic vape based on the “Birds & Bees” cocktail.

FLV Flavor	%	Grams
 Back Bar Bitters	0.45%	0.45
Berry Blend	0.70%	0.70
Brut Bubble Wine	1.45%	1.45
 Honey Bee	0.50%	0.50
Juniper Gin	0.50%	0.50
Rose Essence	1.25%	1.25
 Sweetness	0.50%	0.50
<i>PG/VG Ratio</i>	<i>30/70</i>	
Total Flavoring	5.35%	

Age Notes

5 days – Vapeable after a few days. Been on the shelf for some time, as with most juices this one changes for the better with longer steepes.

Flavor Notes

The FLV Berry Blend pairs beautiful with the FLV Rose Essence, FLV Back Bar Bitters adds a nice bitter touch and mixed with the FLV Juniper Gin and FLV Brut Bubble Wine and some FLV Honey Bee to bind the flavours and adding some sweetness. I added a little FLV Sweetness sweetener The result is a delicate, aromatic sparkling wine cocktail vape that changes with every vape you take.

My Notes

Joe_Roots

Blourbon

A spiced bourbon whiskey with blueberries and vanilla.



FLV Flavor	%	Grams
Blueberry Muffin	5.00%	5.00
Bourbon	3.00%	3.00
Vanilla Bean	0.50%	0.50
Vanilla Pudding	2.00%	2.00



<i>PG/VG Ratio</i>	40/60
Total Flavoring	10.50%

Age Notes

3 days

Flavor Notes

I wanted to do something different ... with FLV Bourbon. So this is a spiced bourbon whiskey with blueberries and vanilla. The FLV Bourbon is such an incredible authentic flavor, and I wanted primarily to showcase that, but I also wanted it to be vapeable, so by adding some fresh blueberries and some creamy vanilla – it calms the bourbon “harshness” down, making it a soft but yet spiced vape. I’m really enjoying this.

My Notes



AuthorMichelleHughes

TOC's Bourbon Eggnog Cream

Deliciously sweet eggnog with a hint of bourbon.

FLV Flavor	%	Grams
Bourbon	0.50%	0.50
Cupcake Batter	0.75%	0.75
Eggnog	1.00%	1.00
Milk and Honey	0.50%	0.50
Sweet Cream	1.00%	1.00

PG/VG Ratio 30/70

Total Flavoring 3.75%

Age Notes

N/A

Flavor Notes

Delicious eggnog, sweet, slight bourbon exhale and something you seriously should try. Yes, the low percentage works in this recipe.

My Notes

Tam_Vapes

Boba Thai Chai Tea

Sweet and creamy boba chai tea.



FLV Flavor	%	Grams
Cream	0.60%	0.60
Starch Base	0.20%	0.20
Thai Chai	0.60%	0.60
Toffee	0.60%	0.60
Vanilla Pudding	0.80%	0.80

PG/VG Ratio 20/80

Total Flavoring 2.80%

Age Notes

5 days

Flavor Notes

This is Thai Chai Tea, which I love, but with a twist of Boba added, which in this case is caramelized tapioca balls. FLV Thai Chai a flavoring that is perfect for making that Thai Chai Tea you get at the coffee shop. It has a nice amount of Black Tea flavor in it, but if you want more, feel free to some FLV Black Tea in a small %. FLV Cream is added to the tea to harmonize flavors, add some creaminess, and add a bit of sweetness. The fun part was creating the Boba. ... I use FLV Starch Base for the starch aspect of the tapioca. Then adding FLV Vanilla Pudding helped with the creamy aspect, and to finish off, I use FLV Toffee.

My Notes

Tuney

Bourbon & Coke Hint of Citrus

Classic drink in vape form.



FLV Flavor	%	Grams
Bourbon	1.20%	1.20
Citrus Soda	0.30%	0.32
Cola	2.10%	2.12
PG	26.40%	
VG	70.00%	
Total Flavoring	3.60%	

Age Notes

2 days

Flavor Notes

The new cola from flavorah is excellent! I like this drink and it translates well in a vape.

My Notes

Laura

Cola Concoction

A smooth vanilla cola vape.



FLV Flavor	%	Grams
Cola	1.50%	1.50
Smooth Vanilla	0.25%	0.27
Vanilla Bean	0.25%	0.27
Vanilla Pudding	1.00%	1.00
PG	37.00%	
VG	56.00%	
Total Flavoring	3.00%	

Age Notes

Give it at least two weeks to steep.

Flavor Notes

A smooth vanilla Cola. The vanilla pudding gives it a creamier profile. The other two vanillas really back up the cola to produce a refreshing drink recipe.

My Notes

Jazzy_girl

Creamed Honey Tea

A wonderful green tea with a creamy honey note.



FLV Flavor	%	Grams
Cream	1.00%	1.00
Green Tea	2.00%	2.00
Milk and Honey	2.00%	2.00
<hr/>		
PG	25.00%	
VG	70.00%	
<hr/>		
Total Flavoring	5.00%	

Age Notes

3 days – It all marries and blends together at about 1 week and steeps out beautifully!!

Flavor Notes

Simple yet flavorful! ... The Green Tea is really great with the Milk and Honey! It gives the Green Tea a wonderful flavor and the FLV Cream, which is one of my favorite creams, really helps blend the flavors real well into a delicious creamed honey. This is wonderful trio and has a lot of flavor considering the percentage is so low. ... I didn't add sweetener, it doesn't need it, it's sweet and very bright!

My Notes



Smoky Blue

Dancing in the Sun

Banana, orange, strawberry drink vape.



FLV Flavor

%

Grams

Alpine Strawberry

0.14%

0.14

Banana

0.21%

0.21

Blood Orange

0.40%

0.40

Ice

0.21%

0.21

Pineapple

0.60%

0.60

Sweetness

0.21%

0.21

Tangerine

0.21%

0.21



PG/VG Ratio

20/80

Total Flavoring

1.98%

Age Notes

Best after 3 days.

Flavor Notes

Excellent Banana Orange and Strawberry, you could add a few drops of Morning Mimosa for a bubbly effect.. but easy, don't over do things.. it's fun to dance in the sun!

My Notes



Laura

Fancy Fizzy

A mixed fruit soda surprise.



FLV Flavor

%

Grams

Alpine Strawberry

0.25%

0.27

Blood Orange

0.50%

0.50



Cantaloupe

0.25%

0.27

Citrus Soda

1.50%

1.50

Lemonade

0.50%

0.50



PG

37.00%

VG

56.00%



Total Flavoring

3.00%

Age Notes

N/A

Flavor Notes

A mixed fruit soda surprise. I wanted a little bit of sour, a little bit of sweet and a creamy soda. The Alpine Strawberry and Cantaloupe act as a sweet and smooth finish for this recipe.




My Notes



Smoky Blue

Flaming Dragon

Fruity drink mix.

FLV Flavor	%	Grams
 Cotton Candy	0.40%	0.40
Dragon Fruit	0.80%	0.80
Peach	0.60%	0.60
 Pineapple	0.21%	0.21
Red Raspberry	0.21%	0.21
 PG/VG Ratio	20/80	
Total Flavoring	2.22%	

Age Notes

Ready in about 3 days.

Flavor Notes

Fruity, yet airy ... one of my afternoon favs.. and for a change up.. add in some red tea @ 0.40% for a fruity honey tea taste! totally delish!

My Notes



Smoky Blue

Frozen Morning

Ice-cold orange juice with a twist.



FLV Flavor	%	Grams
------------	---	-------

Blood Orange	0.80%	0.80
--------------	-------	------

Cream	0.60%	0.60
-------	-------	------

Frosting	0.40%	0.40
----------	-------	------

Lime	0.40%	0.40
------	-------	------

Pink Guava	0.21%	0.21
------------	-------	------

Smooth Vanilla	0.14%	0.14
----------------	-------	------

Sweetness	0.21%	0.21
-----------	-------	------



<i>PG/VG Ratio</i>	<i>20/80</i>
--------------------	--------------

Total Flavoring	2.76%
-----------------	-------

Age Notes

N/A

Flavor Notes

I was craving something like an iced cold orange juice and I love the kind that is chilled. The frosting provides the body, along with blood orange. The lime and pink guava sends a spike thru it all and the smooth vanilla leaves an oj style sweetness on your lips ;) Enjoy!

My Notes

Rin Vapes

Grapefruit Mimosa

Citrus filled fruity drink.



FLV Flavor	%	Grams
Back Bar Bitters	0.25%	0.25
Brut Bubble Wine	0.50%	0.50
Citrus Soda	1.00%	1.00
Pink Guava	0.50%	0.50

PG/VG Ratio 20/80

Total Flavoring 2.25%

Age Notes

2 days (SNV)

Flavor Notes

Optional *Sweetener and Cooling agent*. Grapefruit Mimosa, using Pink Guava for grapefruit with the bitters to add extra citrus note. Citrus Soda as liquid base. Brut bubble wine for champagne/ alcohol note.

My Notes

Gizzard Stew

Greenie

A light green tea with a bit of apricot, cucumber, and apple cranberry.



FLV Flavor	%	Grams
Apple Cranberry	0.75%	0.77
Apricot	0.50%	0.50
Avocado	0.50%	0.50
Cream	1.00%	1.00
Cucumber	0.15%	0.17
Eisai Tea	0.50%	0.50
Greek Yogurt	1.00%	1.00
Green Tea	1.50%	1.50
Red Apple	0.25%	0.27
PG	18.87%	
VG	75.00%	
Total Flavoring	6.15%	

Age Notes

9 days

Flavor Notes

Experimental. Tastes pretty good five hours after mixing, get a light green tea up front with the apricot, cucumber, and apple cranberries mixing nicely on the back end. Not a strong flavor mix...but pleasant. Try it [and] let me know what you think.

My Notes

Tam_Vapes

Holiday Sangria

Apple cranberry sangria mix.



FLV Flavor	%	Grams
Apple Cider	0.60%	0.60
Cranberry	0.80%	0.80
Granny Smith	0.40%	0.40
Moscato	1.20%	1.20
Sangria	1.00%	1.00
PG	24.00%	
VG	70.00%	
Total Flavoring	4.00%	

Age Notes

5 days

Flavor Notes

N/A

My Notes

Shakenvape007



Jammy Berry Smoothie

A simple berry smoothie.



FLV Flavor	%	Grams
Greek Yogurt	1.00%	1.00

Jammy Berry	1.25%	1.25
-------------	-------	------

Marshmallow Vanilla	0.25%	0.25
---------------------	-------	------

Raspberry	0.25%	0.25
-----------	-------	------

Sweetness	0.25%	0.25
-----------	-------	------



PG	19.00%
----	--------

VG	75.00%
----	--------

Total Flavoring	3.00%
-----------------	-------

Age Notes

1 day

Flavor Notes

N/A

My Notes

LIFA Vapes

LIFA Float

Root beer float mix.



FLV Flavor	%	Grams
Cream	1.00%	1.00
Root Beer	2.00%	2.00
Vanilla Pudding	1.00%	1.00
PG	—	
VG	94.00%	
Total Flavoring	4.00%	

Age Notes

N/A

Flavor Notes

N/A

My Notes

Tam_Vapes

Mango Berry Smoothie

Creamy mango-forward smoothie.



FLV Flavor	%	Grams
Berry Blend	0.60%	0.60
Boysenberry	0.40%	0.40
Mango	0.80%	0.80
Smoothie Base	2.00%	2.00
Strawberry Cream	0.60%	0.60
<i>PG/VG Ratio</i>	<i>30/70</i>	
Total Flavoring	4.40%	

Age Notes

3 days

Flavor Notes

For this recipe, I used FLV Mango, definitely one of my favorites, for a realistic mouth feel mango. This creates a delicious creamy Mango forward smoothie. Mixed Berry taste on the back end of vape. Feel free to add sweetener to your liking.

My Notes

Staybert

Medicine Brew

Ginger lemongrass honey tea.



FLV Flavor	%	Grams
Eisai Tea	1.00%	1.00
Ginger	0.70%	0.70
Honey Bee	0.20%	0.20
Lemon Grass	0.30%	0.30

PG/VG Ratio 30/70

Total Flavoring 2.20%

Age Notes

This can be shake and vaped, but a day or two will make it better.

Flavor Notes

So I wanted to try recreate this “health tea” in vape form, and I think it’s pretty spot on. Ginger and lemongrass are said to have many health benefits FLV Eisai Tea brings the green tea flavor, it’s slightly fruity, earthy and dry which is a perfect base for this beverage. FLV Ginger is a relatively sweet ginger syrup, which is much needed here to get the balance right as some of the other flavors can be a bit dry. FLV Lemon Grass is slightly sharp but a spot on lemon grass flavor. ... FLV Honey Bee ... gives the tea a very very pleasant honey mothfeel and almost nectar type sweetness.

My Notes

Staybert

Melon Soda

A fresh honeydew-forward melon soda.



FLV Flavor	%	Grams
Citrus Soda	1.50%	1.50
Cucumber	0.50%	0.50
Honeydew	1.00%	1.00
Lemonade	1.00%	1.00
Wild Melon	2.00%	2.00
<i>PG/VG Ratio</i>	<i>30/70</i>	
Total Flavoring	6.50%	

Age Notes

N/A

Flavor Notes

FLV Citrus Soda the only flavor that gives me that “fizzy” feeling. I usually think it needs some help from another tangy lemon lime flavor, but here I opted to use FLV Lemonade instead, to kind of sweeten it, rather than making it pop. ... FLV Wild Melon is just an incredible flavor by itself, a blend of many different melons all mashed together. I opted to make the honeydew part even more prominent by adding FLV Honeydew ... FLV Cucumber was just some experiment I did, but I think it turned out great, as this flavor in particular has a quite distinct almost salty cucumber note to it.

My Notes



Smoky Blue

Ocean Waters

Exotic and refreshing drink vape.



FLV Flavor	%	Grams
Blueberry	0.80%	0.80
Coconut	0.21%	0.21
Ice	0.21%	0.21
Lychee	0.21%	0.21
Pineapple	0.21%	0.21
Sweet Coconut	0.21%	0.21
Sweet Cream	0.80%	0.80
Sugar Orchid	0.14%	0.14
Vanilla Pudding	0.40%	0.40
<i>PG/VG Ratio</i>	<i>20/80</i>	
Total Flavoring	3.19%	

Age Notes

Allow 3 days to let these flavors all come together for a party in your mouth!

Flavor Notes

Cool blue! The taste on this one is amazing.. refreshing and different, the lychee and sugar orchid bring an exotic taste and one you will keep going back for.

My Notes



Smoky Blue

Peach Moscato

Tropical peach moscato vape.



FLV Flavor	%	Grams
Moscato	0.40%	0.40
Peach	0.80%	0.80
Peach Gummy	0.40%	0.40
Pineapple	0.21%	0.21
Sweet Cream	0.80%	0.80
Sweetness	0.21%	0.21



PG/VG Ratio 20/80

Total Flavoring 2.82%

Age Notes

N/A

Flavor Notes

Very nice on a late evening taste. The peaches blend well with the moscato leaving a trail on your tongue off the exhale. Not too tart and not too sweet, this will hit the spot for late night parties or just relaxing with your hunni.

My Notes

Tam_Vapes

Pink Gin

Pink cocktail with a strawberry lemonade twist.



FLV Flavor	%	Grams
Alpine Strawberry	0.20%	0.20
Ice	0.40%	0.40
Juniper Gin	0.60%	0.60
Lemonade	2.00%	2.00
Lime	0.10%	0.10
Pink Guava	0.80%	0.80
<i>PG/VG Ratio</i>	<i>20/80</i>	
Total Flavoring	4.10%	

Age Notes

1 day or SNV

Flavor Notes

Raise a glass to this perfectly pink cocktail made from gin, lemonade, and grapefruit juice. Using Lime and Strawberry to accent. Perfect for summer, and with FLV ICE, you can adjust amount you want in recipe. This is great in a pod. This was really good off the initial shake, but of course just as with any juice, will get better after a few days steep.

My Notes



Smoky Blue

Poolside Slushy

Fruity poolside slushy.



FLV Flavor

%

Grams

Acai

0.21%

0.21

Alpine Strawberry

0.14%

0.14

Blueberry

0.40%

0.40

Cool Menthol

0.40%

0.40

Cream

0.40%

0.40

Dragon Fruit

0.60%

0.60



PG/VG Ratio

20/80

Total Flavoring

2.15%

Age Notes

N/A

Flavor Notes

N/A

My Notes

Folkart

Queen's Tea

Matcha green tea with a tangerine accent.



FLV Flavor	%	Grams
Eisai Tea	3.00%	3.00
Milk and Honey	1.00%	1.00
Tangerine	0.50%	0.50
<i>PG/VG Ratio</i>		<i>20/80</i>
Total Flavoring	4.50%	

Age Notes

N/A

Flavor Notes

N/A

My Notes



Tam_Vapes

Rainbow Mimosa

Fruity, bubbly mimosa blend.



FLV Flavor

%

Grams

Alpine Strawberry

0.12%

0.12

Berry Blend

2.00%

2.00

Blood Orange

0.40%

0.40

Brut Bubble Wine

0.60%

0.60

Morning Mimosa

1.00%

1.00



PG

23.87%

VG

70.00%



Total Flavoring

4.12%

Age Notes

N/A

Flavor Notes

N/A

My Notes

NaCHeF

Root Birra

Flavorful homemade root beer vape.



FLV Flavor	%	Grams
Butterscotch	1.00%	1.00
Cream	1.50%	1.50
Milk Chocolate	0.20%	0.20
Root Beer	4.00%	4.00
Vanilla Bean	0.75%	0.75
<i>PG/VG Ratio</i>	<i>20/80</i>	
Total Flavoring	7.45%	

Age Notes

3 days or SNV

Flavor Notes

This recipe reminds me of a hipster homemade root beer I tried a few years ago in Bariloche, Argentina. FLV Root Beer is the best in its kind but for my profile I needed more body and sweetness. Flavorah Cream and Butterscotch together create a rich caramel cream full of body and texture, and a bit of FLV Milk Chocolate adds warmth and a subtle dark note. FLV Vanilla Bean is an idea I took from Thadentman and Kopel and it works great to add a very natural vanilla and also boost the vanilla from other flavors. Salud!

My Notes



Smoky Blue

Russian Dude

Smooth vanilla brulee coffee, with a bourbon twist.



FLV Flavor

%

Grams

Bourbon

0.21%

0.21

Brulee

0.60%

0.60

Coffee

0.21%

0.21

Smooth Vanilla

0.21%

0.21

Vanilla Bean

0.21%

0.21

Vanilla Pudding

1.00%

1.00

Whipped Cream

0.60%

0.50



PG/VG Ratio

20/80

Total Flavoring

2.94%

Age Notes

Allow for a 7 day steep.

Flavor Notes

It's like the big tall guy in the back of the room.. yeah.. this is his.. the one that watches for the first move, waiting patiently. You know how this one will go.

My Notes

RudeRudi

Sidecar

An explosion of exotic spices and and citrus served shaken, not stirred.



FLV Flavor	%	Grams
Back Bar Bitters	0.50%	0.50
Blood Orange	3.00%	3.00
Lemon	1.00%	1.00

PG/VG Ratio 20/80

Total Flavoring 4.50%

Age Notes

1 day or SNV

Flavor Notes

Based on the early 1900s classic cocktail, the Sidecar is a classic cocktail enjoyed the world over. The original recipe calls for equal proportions of lemon juice, Cointreau (orange-flavored liqueur) and Cognac. Modern interpretations include a version with Bourbon instead of rum with a dash of bitters called The Bourbon Sidecar. This version is based on the latter with the exclusion of bourbon.

My Notes

Tuney

Smells Like Tea Spirit

Bright summer vape.



FLV Flavor	%	Grams
Avocado	1.20%	1.20
Berry Blend	0.60%	0.60
Green Tea	0.90%	0.92
Milk and Honey	0.90%	0.92



PG	26.40%
VG	70.00%
Total Flavoring	3.60%

Age Notes

3 days

Flavor Notes

The citrus note in the avocado ties this all together. Just enough bright fruit notes for a summer vape.

My Notes



Sejoused

Smooth Moves

Delicious tropical smoothie mix.



FLV Flavor

%

Grams

Banana

1.00%

1.00

Blood Orange

0.80%

0.80

Honeydew

2.00%

2.00



Jackfruit

1.50%

1.50

Smoothie Base

2.00%

2.00

Sweet Cream

0.50%

0.50



Sweetness

0.75%

0.75

Wild Melon

0.50%

0.50



PG/VG Ratio

30/70

Total Flavoring

9.05%

Age Notes

4 to 7 day's to blend the aromas, 14 day's or more and it just get smoother and seems to change into a fuller and smoother and rich smoothie. Been on the shelf for almost 2 months, no degradation in taste.

Flavor Notes

This smoothie makes me FEEL like I'm somewhere on a tropical island. ... If there was ever a smoothie vape that tasted like summer, this one is it for me. I'm calling it "tropical" because this smoothie mix is based on the wonderfully new flavour from Flavorah 'Smoothie Base' and is packed with bold and flavourful fruits and a little sweet cream.

My Notes



Smoky Blue

Soul Thoughts

Tropical cheesecake vape.



FLV Flavor

%

Grams

Cantaloupe

0.21%

0.21

Cheesecake

0.80%

0.80

Coconut

0.14%

0.14

Cranberry

0.21%

0.21

Eisai Tea

0.21%

0.21

Greek Yogurt

0.40%

0.40

Persimmon

0.40%

0.40



PG/VG Ratio

20/80

Total Flavoring

2.37%

Age Notes

N/A

Flavor Notes

Tropical cheesecake for 1. This I can not stop vaping. Try it after 3 days up till 2 weeks. This will bounce the flavors and would hate for you to miss the magic.

My Notes

Tam_Vapes

Stoned On U'r Love

Lemonade berry wine cooler.



FLV Flavor	%	Grams
Boysenberry	0.25%	0.25
Brut Bubble Wine	0.75%	0.75
Ice	0.50%	0.50
Jammy Berry	0.75%	0.75
Lemonade	2.50%	2.50
Sweetness	0.75%	0.75
<i>PG/VG Ratio</i>	<i>30/70</i>	
Total Flavoring	5.50%	

Age Notes

3 days or SNV

Flavor Notes

Wow Flavorah, just some beautiful concentrates that you have created, I am in love and was already in love with your flavors. So much fun developing recipes with these new flavors. This is a Lemonade Berry Wine Cooler. Just perfect with Spring approaching in the States. This is delicious. Adjust Sweetness to your preference. Tested on Entheon RDA .27 ohm Dual Core Fused Clapton at 58W and Wasp Nano RDA .38 ohm Flat Twisted Coil at 48W.

My Notes

SpicyGal

Strawberry Basil Tea

A strawberry tea with accents of citrus and basil.



FLV Flavor	%	Grams
------------	---	-------

Alpine Strawberry	2.50%	2.50
-------------------	-------	------

Basil	0.55%	0.55
-------	-------	------

Cherimoya	1.75%	1.75
-----------	-------	------

Eisai Tea	0.75%	0.75
-----------	-------	------

Lime Wedge	1.20%	1.20
------------	-------	------

Red Tea	2.25%	2.25
---------	-------	------

<i>PG/VG Ratio</i>	<i>30/70</i>
--------------------	--------------

Total Flavoring	9.00%
-----------------	-------

Age Notes

7 days

Flavor Notes

Working with all Flavorah flavors here – this is cool and crisp and fun and different.

My Notes

Tam_Vapes

Strawberry Root Beer Float

Root beer float with a fruity surprise.



FLV Flavor	%	Grams
Alpine Strawberry	0.12%	0.12
Citrus Soda	0.60%	0.60
Cream	0.60%	0.60
Ice	0.20%	0.20
Red Raspberry	0.40%	0.40
Root Beer	1.00%	1.00
Strawberry Smash	0.60%	0.60
Vanilla Bean	0.40%	0.40
Vanilla Pudding	0.80%	0.80
PG	23.27%	
VG	70.00%	
Total Flavoring	4.72%	

Age Notes

3 days

Flavor Notes

N/A

My Notes



Smoky Blue

Strawberry Wine

Strawberry wine with a hint of basil.

FLV Flavor	%	Grams
Alpine Strawberry	0.21%	0.21
Basil	0.14%	0.14
Ice	0.21%	0.21
Lime Wedge	0.07%	0.07
Moscato	0.80%	0.80
Oak Barrel	0.04%	0.04
Red Raspberry	0.21%	0.21
Strawberry	0.60%	0.60
Sweet Coconut	0.21%	0.21
<i>PG/VG Ratio</i>	<i>20/80</i>	
Total Flavoring	2.49%	



Age Notes

Best after a 5 day sit time.

Flavor Notes

You are so fine, my strawberry wine.. hints of basil, with strawberries, floating in a glass of moscato, what more could you want for a summer delight? Cheers!

My Notes

Smoky Blue

Summer Peach Tea

Fruit-filled summer peach tea.



FLV Flavor	%	Grams
Green Tea	0.28%	0.28
Lemon Tea	0.21%	0.21
Lychee	0.14%	0.14
Mango	0.40%	0.40
Nectarine	0.80%	0.80
Peach	0.80%	0.80
Pear	0.21%	0.21
<i>PG/VG Ratio</i>	<i>20/80</i>	
Total Flavoring	2.84%	

Age Notes

N/A

Flavor Notes

I love this taste! Perfect on these spring days, and if you slip in say .20% Ice.. you have it made in the shade!

My Notes



Sweet and Sassy Irish Lassie

Midori Melon Ball Cocktail

FLV Flavor	%	Grams	
	Blood Orange	0.50%	0.50
	Bourbon	0.75%	0.75
	Citrus Soda	1.50%	1.50
	Honeydew	2.00%	2.00
	Melon Rind	0.75%	0.75
	Sour Apple	1.00%	1.00
	Wild Melon	1.50%	1.50
	<i>PG/VG Ratio</i>	<i>30/70</i>	
	Total Flavoring	8.00%	

Age Notes

Good on an RDA at 60 watts after a 3 - 4 day steep.

Flavor Notes

This is a sweet and slightly tart cocktail based on a Midori melon ball. On the inhale you get that bright citrus note followed by the sweet honeydew and bit of sweet warmth added from the bourbon.... This grows a bit and the honeydew really comes forward after a day or so, so give it at least 3 days before deciding if you want to change anything to suit your taste.

My Notes

GammaVaping

Tea to the Grape

Simple grape tea recipe.



FLV Flavor	%	Grams
Black Tea	1.00%	1.00
Grape	1.00%	1.00
Lemonade	1.50%	1.50
Pink Fruit	1.00%	1.00
<i>PG/VG Ratio</i>	<i>30/70</i>	
Total Flavoring	4.50%	

Age Notes

Nice as shake and vape but best after 2 weeks steep as FLV tea come out and blend perfectly with the grape.

Flavor Notes

Simple grape tea recipe. Lemonade helps giving more juiciness to the recipe and pink fruit smooth a bit the acidity of the grape. Sweeten and ice to taste.

My Notes

TVC Elite

The Arnold Palmer S&V

Perfect summer mix of iced tea and lemonade.



FLV Flavor	%	Grams
Lemon Tea	2.00%	2.00
Lemonade	1.00%	1.00
Sweetness	0.25%	0.27
PG	—	
VG	96.70%	
Total Flavoring	3.25%	

Age Notes

Shake and vape iced tea and lemonade.

Flavor Notes

Iced tea and lemonade.

My Notes

Tuney

The Sleeper Hold

Going after the sleepy time green tea profile.



FLV Flavor	%	Grams
Citrus Soda	0.30%	0.32
Eisai Tea	1.20%	1.20
Honeydew	0.30%	0.32



PG	28.20%
VG	70.00%
Total Flavoring	1.80%

Age Notes

4 days

Flavor Notes

Wrestling themed [from the] live show [on] fresh03 youtube. Sleeper being a take on sleepy time green tea. FLV Eisai [Tea] is strong and tasty, it could be reduced to 0.90% if you find it too strong. FLV Honeydew is sweet and pretty authentic. The Citrus Soda adds just a touch of citrus.

My Notes

The Steeping

Ginger Peach Red Tea

FLV Flavor

%

Grams

Apple Filling

0.75%

0.75

Cream

0.75%

0.75

Ginger Peach

1.00%

1.00

Milk and Honey

1.30%

1.30

Persimmon

0.75%

0.75

Red Tea

2.00%

2.00

Sweetness

0.30%

0.30

Vanilla Bean

0.75%

0.75

PG/VG Ratio

30/70

Total Flavoring

7.60%

Age Notes

5 days

Flavor Notes

I really enjoy Red Tea (also known as a Roobios tea) and with the weather starting to turn cool on the east coast, I start making loose leaf tea by the bucket loads. Loads. So when I say that FLV does tea really well, I speak from experience, and their Red Tea is spot on for me. This is a slightly sweet earthy vanilla maple base with some brighter fruit top notes. It makes for a very nice easy all day vape.

My Notes



DIYDownunderPippa You Devil

Warm cinnamon-based cocktail.



FLV Flavor

%

Grams

Blood Orange

1.00%

1.00

Citrus Soda

1.50%

1.50

Fire Cinnamon

0.25%

0.25

Heat

0.25%

0.25

Red Raspberry

0.25%

0.25

Sour Apple

0.50%

0.50

PG/VG Ratio

30/70

Total Flavoring

3.75%

Age Notes

SNV

Flavor Notes

There are a few lovely cinnamon based cocktails out there that seem very trendy at the moment, so I thought I would take my chances and create one in a vape, so said the devil inside. The devil on my shoulder made me lick test Flavorah Fire Cinnamon & Flavorah Heat, kids DO NOT TRY THIS AT HOME otherwise you may discover the same melting point of brimstone!

My Notes

Tobacco Recipes

SlashaLo

8th Wonder

A spiced tobacco with earthy notes.



FLV Flavor	%	Grams
Arabian Tobacco	0.15%	0.15
Oriental Tobacco	0.75%	0.75
Red Tea	1.25%	1.25
Turkish Tobacco	0.50%	0.50



PG/VG Ratio 30/70

Total Flavoring 2.65%

Age Notes

N/A

Flavor Notes

Wanted to have the slight wood notes, some of the hint of nuts to play with the earthiness of red tea here into a slightly spiced tobacco which is why I added turkish. Added some brightness a light spice to the mix.

My Notes

Freshepies

Black and Brown Need Love Too

Tobacco vape with a hint of creamy black currant.



FLV Flavor	%	Grams
Black Currant	1.00%	1.00
Custard	1.00%	1.00
Sweet and Smokey Tobacco	0.75%	0.75
Turkish Tobacco	0.75%	0.75
PG	—	
VG	93.50%	
Total Flavoring	3.50%	

Age Notes

7 days

Flavor Notes

N/A

My Notes

SlashaLo

BlutOrange Ziggare

A blood orange, elderflower cigar vape.



FLV Flavor	%	Grams
Blood Orange	1.00%	1.00
Cavendish	0.20%	0.20
Connecticut Shade	0.60%	0.60
Cured Tobacco	1.60%	1.60
Elderflower	0.40%	0.40
Orange Citrus	0.60%	0.60
<i>PG/VG Ratio</i>	<i>30/70</i>	
Total Flavoring	4.40%	



Age Notes

5 days

Flavor Notes

For those cigar heads that want to vape something a little brighter for the warm weather! A blood orange, elderflower cigar for you guys!

My Notes

Shakenvape007

Bourbon Chocolate Tobacco

A simple and sweet boozie chocolate tobacco vape.



FLV Flavor	%	Grams
Bourbon	0.75%	0.75
Chocolate Deutsch	0.50%	0.50
Kentucky Blend	1.00%	1.00
Red Burley	1.50%	1.50

PG 18.25%

VG 75.00%

Total Flavoring 3.75%

Age Notes

7 days or SNV

Flavor Notes

N/A

My Notes



Mortal Coil

Burning Sahara Gold

Explosion of apple flavor.



FLV Flavor	%	Grams
Classic Cigarette	0.50%	0.50
Commercial Cigarette	1.50%	1.50
Milk Chocolate	0.15%	0.15
Oak Barrel	0.50%	0.50
Oriental Tobacco	0.75%	0.75
Sweet Cigarette	0.50%	0.50
Turkish Tobacco	0.50%	0.50
PG	29.60%	
VG	60.00%	
Total Flavoring	4.40%	

Age Notes

Will take a full two-weeks to get the Turkish and Oriental to shine here.

Flavor Notes

Formulated as a MTL recipe. Fresh, ashy, smoky analog that is only lightly smutty. Leans more towards a Camel-esque profile.

My Notes

Smoky Blue

Djarum Tobacco

Smooth clove and ginger tobacco mix.



FLV Flavor	%	Grams
Clove	0.21%	0.21
Cream	1.00%	1.00
Ginger	0.08%	0.08
Lemon Tea	0.60%	0.60
Turkish Tobacco	0.60%	0.60
Virginia Tobacco	1.00%	1.00
<i>PG/VG Ratio</i>	<i>20/80</i>	
Total Flavoring	3.49%	



Age Notes

5 days

Flavor Notes

This is my first, playing with both clove and ginger, but they go together so well! the tobacco is light and smooth, especially after a 5 day steep time. It only keeps getting better!

My Notes



Smoky Blue

Great Escape

Explosion of apple flavor.



FLV Flavor

%

Grams

Creme De Menthe

0.21%

0.21

Irish Cream

0.21%

0.21

Pistachio

0.40%

0.40

Popcorn

0.21%

0.21

Sweet Cigarette

0.21%

0.21

Sweet Coconut

0.21%

0.21



PG/VG Ratio

20/80

Total Flavoring

1.45%

Age Notes

Allow 5-7 days to steep.

Flavor Notes

Do not let these low amounts blow your mind, instead get it blown by buttery cream and nuts, with an exhale of sweet cigarette. Good for nights out or just relaxing while star gazing...this is one of my favorite tobacco tastes.

My Notes

Mop Head

Fruity Tobacco

Mixed fruit tobacco vape.



FLV Flavor	%	Grams
Alpine Strawberry	0.20%	0.20
Apricot	2.00%	2.00
Blood Orange	1.50%	1.50
Red Burley	2.50%	2.50



PG	22.80%
VG	70.00%
Total Flavoring	6.20%

Age Notes

N/A

Flavor Notes

I wanted to really get a feel for FLV fruits and do something with tobacco. When I single flavored tested Alpine Strawberry I thought it would go great with Red Burley, it's used at 0.20% here, but I make a 10% dilution of it and mix it at 2%. The profile of this is a mixed fruit kind of tobacco, all the fruits add a little something but I didn't want any one of the fruits to be too upfront.

My Notes

Smoky Blue

Hazy Nights

Creamy, nutty sweet tobacco vape.



FLV Flavor	%	Grams
Butterscotch	0.40%	0.40
Cupcake Batter	1.00%	1.00
Hazelnut	0.14%	0.14
Sweet Cigarette	0.20%	0.20

PG/VG Ratio 20/80

Total Flavoring 1.74%

Age Notes

Let sit for 7 days or longer, if you can.

Flavor Notes

Simple recipe and sure to keep that creamy nutty and sweet tobacco taste. It's like an RY4, Yumm!! Only gets better in time!

My Notes



Smoky Blue

Honey Nut Tobacco

Tobacco forward with a honey nut accent.

FLV Flavor	%	Grams
Honey Bee	0.04%	0.04
Macaroon	0.60%	0.60
Marshmallow	0.21%	0.21
Milk and Honey	0.21%	0.21
Oriental Tobacco	0.21%	0.21
Red Burley	0.12%	0.12
Vanilla Custard	0.40%	0.40
<i>PG/VG Ratio</i>	<i>20/80</i>	
Total Flavoring	1.79%	



Age Notes

Allow to steep for 5-7 days.

Flavor Notes

This one actually turned out decent. The Oriental Tobacco is the main part of this, while the red burley adds structure and bottom notes. If you feel the need to add sweetness, please try a small batch of this first. It really is not needed.

My Notes

Shakenvape007

Kreteks

A clove tobacco for Pod or MTL.



FLV Flavor	%	Grams
Clove	0.75%	0.75
Kentucky Blend	3.00%	3.00
Red Burley	6.00%	6.00



PG/VG Ratio 40/60

Total Flavoring 9.75%

Age Notes

2 weeks

Flavor Notes

A recreation of clove tobacco for Pod or MTL for that matter. I was not a big clove cig smoker back in the day, but this a beautiful combo. Who doesn't like the spice notes of FLV Red Burley and FLV Kentucky. They pair so well together. Top it off with clove and you have a enjoyable sweet, spice clove tobacco vape. This recipe is intended for low watt restricted air flow... I personally would not recommend pushing Flavorah concentrates at these levels in a traditional sub-ohm recipe. Enjoy!

My Notes

Tam_Vapes

Layerz: Turkish Oriental Tobacco

Layered nutty, spicy tobacco.



FLV Flavor	%	Grams
Bourbon	0.50%	0.50
Cream	1.00%	1.00
Kinako Soy	0.25%	0.25
Oriental Tobacco	0.25%	0.25
Turkish Tobacco	0.50%	0.50
<i>PG/VG Ratio</i>	<i>20/80</i>	
Total Flavoring	2.50%	

Age Notes

3 days

Flavor Notes

This is a delicious tobacco layer. The combination of FLV Turkish Tobacco and FLV Oriental Tobacco create a tobacco flavor with spice and nutty notes. These pairings go excellent with bourbon and cream. To accentuate the nuttiness in the tobacco blend, I use FLV Kinako Soy. To build on this layer feel free to add Fig, dates, or any dark berries.

My Notes

DaddyKane91

Newps Menthol Ejuice

Menthol tobacco mix.



FLV Flavor	%	Grams
Commerical Cigarette	1.00%	1.00
Cool Menthol	0.05%	0.05
Pucker	0.20%	0.20
Red Burley	0.50%	0.50
Sweet Cigarette	3.00%	3.00
Sweetness	0.25%	0.25
<i>PG/VG Ratio</i>	<i>50/50</i>	
Total Flavoring	5.00%	

Age Notes

5 days or SNV

Flavor Notes

This is a pretty good mix, it is really close to the Black Note Solo, I didn't know it until tonight, I made this trial vape 2 weeks ago before I bought the solo mix...and I wanted to make an all FLV mix as well. I hope all who try it enjoy it. I was a menthol tobacco smoker before I started vaping... and this could very well be my go-to vape.





My Notes

AshlieGantt

oRY3ntal Tobacco

Light, sweet dessert tobacco.



FLV Flavor	%	Grams
 Butterscotch	0.33%	0.33
Caramel	0.20%	0.20
 Oriental Tobacco	0.27%	0.27
Smooth Vanilla	0.07%	0.07
Vanilla Bean	0.07%	0.07
 PG	—	
 VG	99.06%	
Total Flavoring	0.94%	

Age Notes

Ready to vape straight away, or give it a few days for the tobacco to get a little stronger.

Flavor Notes

One of my absolute favorite adv's, this is ALWAYS in my daily rotation.... It is light, sweet and desserty with tobacco nuances.... I do love the combo of the FLV vanilla here.

My Notes



Smoky Blue

Pie in the Sky

A sweet creamy pie tobacco.



FLV Flavor

%

Grams

Apple Filling

0.14%

0.14

Cheesecake

1.00%

1.00

Cotton Candy

0.21%

0.21



Granola

0.14%

0.14

Greek Yogurt

0.21%

0.21

Sweet Cigarette

0.20%

0.20



PG/VG Ratio

20/80

Total Flavoring

1.90%



Age Notes

N/A

Flavor Notes

Not your typical pie, for sure! This is like cream pie meets a sweet tobacco. On the inhale your going to get a sweet cream pie, so tasty! The granola and apple filling is there for the pie crust, and on the exhale, a creamy yet sweet tobacco. This puts that VCT to shame! Mix some up and have a few tokes!

My Notes

Mop Head

Popcorn Pudding Tobacco

Sweet creamy pudding and buttery, textured popcorn infused with a bold tobacco flavor.



FLV Flavor	%	Grams
Cream	0.50%	0.50
Cured Tobacco	2.00%	2.00
Popcorn	0.75%	0.77
Vanilla Bean	0.20%	0.20
Vanilla Pudding	2.50%	2.50

PG	23.03%
VG	70.00%
Total Flavoring	5.95%

Age Notes

N/A

Flavor Notes

What's better than getting a nice bowl of pudding, crushing up some popcorn in it and sprinkling some tobacco on top? Everything is better than that, but luckily vaping gives us the chance to bring together flavors that would otherwise be disgusting. Obviously this is a bit different, but I really enjoy the sweet creamy pudding, buttery and textured popcorn, and bold full flavors from the tobacco.

My Notes

Tam_Vapes

Ride With Me

Dessert tobacco with sweet butterscotch accents.



FLV Flavor	%	Grams
Butterscotch	1.50%	1.50
Cream	1.00%	1.00
Fig	0.50%	0.50
Kinako Soy	0.75%	0.75
Smoked Butterscotch	0.50%	0.50
Sweet and Smokey Tobacco	0.75%	0.75
Tatanka Tobacco	1.00%	1.00

PG/VG Ratio 20/80

Total Flavoring 6.00%

Age Notes

3 days

Flavor Notes

Created using the new FLV Sweet and Smokey Tobacco. This is a sweet tobacco with some ashy notes. I paired it with FLV Tatanka which is a dark sweet cheeing tobacco. Butterscotch is used to make it more desserty, and pairs perfectly with Smoked Butterscotch. To enhance a bit of nuttiness from the tobacco I used Kinako Soy, and this needed a fruit to bring in some sweeter notes, so Fig was used as an accent. Of course FLV Cream is perfect to blend together and smooth any off notes. So take a ride with me and try this delicious tobacco.

My Notes

Sejoused

Smoked N°6

Tobacco enriched with butterscotch and bourbon with a smooth vanilla finish.



FLV Flavor	%	Grams
Bourbon	0.75%	0.75
Cavendish	0.50%	0.50
Connecticut Shade	2.00%	2.00
Kentucky Blend	1.00%	1.00
Smoked Butterscotch	1.00%	1.00
Smooth Vanilla	0.25%	0.25
Sweetness	0.75%	0.75
<i>PG/VG Ratio</i>	<i>30/70</i>	
Total Flavoring	6.25%	

Age Notes

3 weeks

Flavor Notes

A very tasteful blend of selected tobacco aromas finished with an oaky American bourbon with a smooth finish. You get a dark mysterious vape with light ashy notes, overall a sweetened tobacco taste, enriched with butterscotch and bourbon and a smooth vanilla aroma. Pretty sure you'll love this one, but you'll hate me as well for being a coil killer I've been told. :D This being my most wanted tobacco mix amongst fellow vapers and friends. I finally decided to share this mix with all of you. Enjoy the vape.

My Notes

Tuney

Smoky N Smooth Root Beer

Explosion of apple flavor.



FLV Flavor	%	Grams
Cream	0.60%	0.60
Oriental Tobacco	0.90%	0.92
Root Beer	0.90%	0.92
Smoked Butterscotch	1.50%	1.52
Vanilla Bean	0.30%	0.32
Vanilla Pudding	0.90%	0.92
PG	24.92%	
VG	70.00%	
Total Flavoring	5.10%	



Age Notes

5 days

Flavor Notes

Flavorah Root Beer has amazing spices and that is the forward note smoothed out with the creams and vanilla. The Oriental Tobacco (also has nice subdued spices) is right in the middle with the Smoked Butterscotch right below that. The oriental can be increased to 1.2% if you want a more tobacco forward mix.

My Notes

Sejoused

Tatanachio “The Ruby”

A bold, yet subtle, tobacco vape.



FLV Flavor	%	Grams
Butterscotch	1.10%	1.10
Oak Barrel	0.15%	0.15
Pistachio	1.00%	1.00
Red Burley	0.25%	0.25
Smoked Butterscotch	0.15%	0.15
Smooth Vanilla	0.15%	0.15
Tatanka Tobacco	1.50%	1.50
Vanilla Custard	2.00%	2.00
<i>PG/VG Ratio</i>	<i>30/70</i>	
Total Flavoring	6.30%	

Age Notes

3 weeks

Flavor Notes

The Ruby, part one in a Tatanka tobacco trilogy. Tatanka: A story of the Bison, a tribute to South Dakota, to the Native American horseback riders – frozen in motion in a beautiful, high-prairie setting. FLV Vanilla Custard and a pinch of FLV Pistachio are combined with the best tobaccos and aromas to create a tobacco vape bold and subtle at the same time. I combined FLV Tatanako and FLV Red Burley, added FLV Oak Barrel for a light woody taste and FLV Butterscotch for a rich and caramelly flavour and sweetness. Finally a little FLV Smoked Butterscotch for that buttery baked, caramel, and smoked notes.

My Notes



Totall

Tobacco Night's

Nighttime dessert tobacco vape.



FLV Flavor	%	Grams
Milk and Honey	1.25%	1.25
Mocha	0.50%	0.50
Oriental Tobacco	0.75%	0.75
Smoked Butterscotch	1.25%	1.25
Tatanka Tobacco	0.50%	0.50
Vanilla Bean	1.00%	1.00
PG	16.75%	
VG	75.00%	
Total Flavoring	5.25%	

Age Notes

3 days

Flavor Notes

This turned out to be a rather chocolatey flavor [with] a slight chocolate type flavor from FLV Mocha but when its mixed with the Smoked Butterscotch it turns into a really chocolatey flavor and a good chocolate at that. ... Milk and Honey brings a creamy smoothness to the vape with a honey sweetness. Vanilla Bean was more or less just thrown in to add to the complexity and/or because it plays well with just about everything. ... I used a combination of Oriental FLV and Tatanka FLV. ... I don't put out or make a lot of tobacco recipes but this one is pretty awesome and if you mix it let me know what think?

My Notes

G3N0CID3

Vanilla Chai Tobacco

Sweet and spicy vanilla chai tobacco vape.



FLV Flavor	%	Grams
Milk and Honey	0.50%	0.50
Red Burley	1.50%	1.50
Sweetness	0.50%	0.50
Tatanka Tobacco	0.75%	0.75
Thai Chai	1.50%	1.50
Vanilla Pudding	2.00%	2.00
PG	9.55%	
VG	80.70%	
Total Flavoring	6.75%	

Age Notes

3 days

Flavor Notes

N/A

My Notes

Tam_Vapes

Wild Horses

Delicious after-dinner tobacco vape.

FLV Flavor	%	Grams
Bourbon	0.50%	0.50
Cream	1.00%	1.00
Fig	0.50%	0.50
Kinako Soy	0.25%	0.25
Oriental Tobacco	0.25%	0.25
Turkish Tobacco	0.50%	0.50
<i>PG/VG Ratio</i>	<i>20/80</i>	
Total Flavoring	3.00%	

Age Notes

3 days

Flavor Notes

This is a delicious after dinner tobacco vape. The combination of FLV Turkish Tobacco and FLV Oriental Tobacco create a tobacco flavor with spice and nutty notes. These pairings go excellent with bourbon, fig, and cream. To accentuate the nuttiness in the tobacco blend, I used FLV Kinako Soy.

My Notes

Share Your Recipe

You can be featured in the next edition of this recipe book! Sharing your knowledge is a great way to help the vaping community and we are gathering new recipes now. You can download the form and send in your recipe contribution here:

www.flavorah.com/share-FLV-recipe

Also, feel free to share your mixing results on social and tag us at #FLV and #Flavorah:



If you need some guidance in mixing your own brilliant vape recipe, feel free to contact us to ask questions. We also created a Recipe Development Work Page for you to print as many times as you need to record your mixing madness! Vape on, friends!



FLV Flavor	%	Grams	Drops
<i>PG</i>			<i>mL</i>
<i>VG</i>			<i>mL</i>
Total Flavoring			

Age Notes

Shake 'n' Vape _____

 1 day _____

 1 week _____

 1 month _____

Flavor Notes

Flavor Index

Acai | 23, 147

Alpine Strawberry | 23, 33, 35, 56, 58, 87, 101, 132, 133, 146, 147, 149,
157, 158, 159, 175

Amaretto Sour | 24, 29

Apple | 18, 23, 30, 35, 36, 41, 65, 66, 71, 86, 93, 94, 118, 137, 138, 161, 165,
166, 182

Apple Cider | 23, 138

Apple Cranberry | 23, 118, 137

Apple Filling | 23, 71, 86, 93, 118, 165, 182

Apple Pop | 18, 23, 36

Apricot | 23, 51, 61, 137, 175

Arabian Tobacco | 24, 168

Avocado | 23, 69, 137, 153

Back Bar Bitters | 23, 125, 136, 152

Banana | 23, 42, 110, 123, 132, 154

Basil | 24, 157, 159

Beer Nuts | 23, 110

Berry Blend | 23, 69, 70, 73, 77, 125, 141, 149, 153

Berry Cheesecake | 23, 70, 73, 77

Biscotti | 23, 99

Blackberry Blossom | 23, 44, 51

Black Cherry | 23

Black Currant | 23, 31, 98, 124, 169

Black Tea | 24, 128, 162

Blood Orange | 23, 35, 41, 47, 62, 105, 132, 133, 135, 149, 152, 154, 161,
166, 170, 175

Blueberry | 23, 31, 35, 40, 48, 69, 70, 73, 97, 98, 100, 101, 105, 120, 126,
144, 147

Blueberry Muffin | 23, 69, 70, 73, 97, 100, 105, 120, 126

Bourbon | 23, 29, 33, 111, 112, 126, 127, 129, 151, 152, 161, 171, 179, 185,
190

Boysenberry | 23, 31, 32, 33, 34, 58, 69, 98, 100, 120, 141, 156

Brie Cheese | 23, 52, 69, 85

Brulee | 23, 151

Brut Bubble Wine | 23, 125, 136, 149, 156

Bubble Gum | 23, 32, 53, 55

Index Continued...

Butterscotch | 23, 36, 54, 62, 103, 107, 110, 117, 118, 150, 176, 181, 184,
185, 186, 187, 188

Candy Roll | 23, 36, 38, 43, 45, 56, 60, 64, 65

Cantaloupe | 23, 46, 80, 133, 155

Caramel | 23, 36, 37, 42, 62, 76, 83, 96, 100, 102, 110, 116, 117, 123, 181

Carrot | 23, 95, 103

Cavendish | 24, 170, 185

Cheesecake | 23, 70, 72, 73, 77, 85, 106, 123, 155, 182

Cherimoya | 24, 120, 157

Cherry Blossom | 23

Cherry Filling | 23

Chocolate Deutsch | 23, 62, 71, 83, 112, 171

Cinnamon Crunch | 23, 72, 99, 104, 120

Cinnamon Roll | 23

Citrus Soda | 23, 41, 129, 133, 136, 143, 158, 161, 164, 166

Classic Cigarette | 24, 172

Clove | 23, 173, 178

Coconut | 24, 47, 49, 63, 80, 108, 117, 144, 155, 159, 174

Coffee | 23, 151

Cola | 23, 129, 130

Commercial Cigarette | 24, 172

Connecticut Shade | 24, 170, 185

Cookie | 23, 89, 102, 109, 113, 114, 121

Cookie Dough | 23, 113

Cool Menthol | 23, 112, 147, 180

Cotton Candy | 23, 40, 48, 64, 97, 121, 123, 134, 182

Cranberry | 23, 50, 69, 72, 78, 105, 118, 137, 138, 155

Cream | 23, 28, 31, 33, 34, 36, 37, 38, 45, 49, 52, 54, 63, 72, 73, 76, 77, 78,
80, 81, 82, 84, 85, 87, 88, 90, 94, 98, 99, 100, 101, 103, 104, 107,
109, 110, 112, 113, 114, 117, 121, 127, 128, 131, 135, 137, 140, 141,
144, 145, 147, 150, 151, 154, 158, 165, 173, 174, 179, 183, 184, 186,
190

Cream and Cookies | 23

Creme de Menthe | 23

Crunch Cereal | 23, 78, 109

Cucumber | 24, 59, 137, 143

Index Continued...

Cupcake Batter | 23, 72, 85, 97, 102, 116, 127, 176

Cured Tobacco | 24, 170, 183

Custard | 23, 29, 57, 79, 85, 90, 93, 99, 102, 108, 112, 114, 115, 119, 123,
169, 177, 187

Donuts | 23

Dragon Fruit | 24, 134, 147

Eggnog | 23, 85, 91, 113, 127

Eisai Tea | 24, 80, 81, 137, 142, 148, 155, 157, 164

Elderflower | 23, 170

Fig | 23, 76, 78, 95, 96, 102, 179, 184, 190

Fire Cinnamon | 23, 166

Fried Dough | 23, 86, 106

Frosting | 23, 62, 72, 77, 84, 89, 94, 116, 135

Ginger | 23, 24, 30, 91, 142, 165, 173

Ginger Peach | 24, 165

Ginger Snap | 23, 91

Graham Cracker | 23, 31, 69, 82, 83, 86, 98, 101, 113

Granny Smith | 23, 29, 94, 138

Granola | 23, 78, 86, 101, 118, 182

Grape | 23, 53, 162

Greek Yogurt | 23, 52, 68, 69, 74, 78, 88, 93, 109, 112, 114, 121, 137, 139,
155, 182

Green Apple | 23, 30, 36, 41, 65, 93, 94

Green Tea | 24, 131, 137, 153, 160

Guanabana | 24, 43

Hazelnut | 23, 111, 176

Heat | 23, 166

Honey Bee | 24, 74, 78, 94, 106, 110, 115, 125, 142, 177

Honeydew | 23, 44, 46, 143, 154, 161, 164

Horchata | 23

Ice | 23, 41, 52, 59, 61, 80, 124, 132, 135, 144, 146, 156, 158, 159, 160

Irish Cream | 23, 103, 174

Jackfruit | 24, 34, 154

Jammy Berry | 23, 28, 32, 33, 51, 76, 124, 139, 156

Juniper Gin | 23, 125, 146

Kentucky Blend | 24, 171, 178, 185

Index Continued...

Kinako Soy | 23, 179, 184, 190

Kiwi | 23

Lembas Bread | 23

Lemon | 23, 24, 29, 37, 41, 45, 56, 61, 106, 142, 152, 160, 163, 173

Lemonade | 23, 31, 39, 45, 61, 98, 133, 143, 146, 156, 162, 163

Lemon Grass | 24, 142

Lemon Tea | 24, 160, 163, 173

Lime | 23, 37, 38, 41, 45, 53, 61, 64, 110, 118, 135, 146, 157, 159

Lime Wedge | 23, 118, 157, 159

Lovage Root | 23

Lychee | 24, 144, 160

Macaroon | 23, 79, 121, 177

Mango | 24, 65, 141, 160

Maple Bar | 23, 107

Marshmallow | 23, 28, 37, 40, 48, 51, 53, 57, 62, 72, 74, 75, 79, 81, 82, 109,
110, 115, 118, 119, 139, 177

Marshmallow Treat | 23

Marshmallow Vanilla | 23, 28, 51, 53, 74, 75, 79, 81, 119, 139

Melon Rind | 23, 44, 46, 161

Milk | 23, 47, 49, 63, 68, 89, 99, 112, 113, 127, 131, 148, 150, 153, 165, 172,
177, 188, 189

Milk and Honey | 23, 47, 49, 63, 68, 89, 99, 113, 127, 131, 148, 153, 165,
177, 188, 189

Milk Chocolate | 23, 112, 150, 172

Mocha | 23, 188

Morning Mimosa | 23, 132, 149

Moscato | 24, 138, 145, 159

Native Tobacco | 24

Nectarine | 23, 35, 52, 82, 160

Oak Barrel | 23, 29, 111, 112, 159, 172, 187

Oatmeal Raisin | 23, 114, 121

Orange Citrus | 23, 170

Oriental Tobacco | 24, 168, 172, 177, 179, 181, 186, 188, 190

Papaya Punch | 24, 49, 95

Passion Fruit | 24, 89

Pastry Zest | 23, 118

Index Continued...

Peach | 23, 24, 41, 43, 47, 50, 52, 61, 82, 108, 134, 145, 160, 165

Peach Gummy | 23, 43, 50, 82, 145

Peanut Butter | 23, 42, 83, 110

Pear | 23, 30, 32, 44, 47, 51, 160

Peppermint | 23, 84

Persimmon | 23, 52, 61, 155, 165

Persimmon Spice | 23

Pineapple | 24, 132, 134, 144, 145

Pink Fruit | 23, 162

Pink Guava | 24, 135, 136, 146

Pistachio | 23, 111, 115, 174, 187

Popcorn | 23, 57, 106, 116, 174, 183

Pound Cake | 23, 79, 95, 96, 100, 103, 105, 106, 117, 120

Pralines | 23

Pucker Tobacco | 24, 29

Pumpkin Bread | 23

Pumpkin Spice | 23, 96, 102, 117, 121

Rainier Cherry | 23, 38, 89

Raisin Rum | 23, 93, 96, 102

Raspberry | 23, 35, 38, 40, 44, 48, 51, 58, 62, 64, 66, 77, 89, 101, 134, 139,
158, 159, 166

Red Apple | 23, 30, 36, 66, 86, 137

Red Burley | 24, 171, 175, 177, 178, 180, 187, 189

Red Cinnamon | 23, 94, 109

Red Raspberry | 23, 35, 38, 40, 44, 48, 51, 62, 64, 134, 158, 159, 166

Red Tea | 24, 157, 165, 168

Red Velvet | 23, 112

Rhubarb | 23

Rich Cinnamon | 23, 30, 39, 68, 94, 106, 114

Root Beer | 23, 54, 140, 150, 158, 186

Rose Essence | 24, 46, 76, 119, 125

Sangria | 24, 138

Smoked Butterscotch | 23, 107, 184, 185, 186, 187, 188

Smoothie Base | 23, 28, 61, 124, 141, 154

Smooth Vanilla | 23, 40, 55, 62, 74, 81, 87, 91, 101, 112, 114, 123, 130,
135, 151, 181, 185, 187

Index Continued...

Smore | 23

Sour Apple | 18, 23, 161, 166

Soursop | 24

Spearmint | 23, 55, 59, 112

Starch Base | 23, 128

Strawberry | 23, 33, 35, 37, 56, 57, 58, 65, 87, 88, 101, 132, 133, 141, 146,
147, 149, 157, 158, 159, 175

Strawberry Cream | 23, 101, 141

Strawberry Filling | 23

Strawberry Smash | 23, 88, 158

Sugar Orchid | 23, 89, 95, 116, 144

Sun Cookie | 23

Sweet and Smokey Tobacco | 24, 169, 184

Sweet Cigarette | 24, 172, 174, 176, 180, 182

Sweet Coconut | 24, 47, 49, 63, 80, 117, 144, 159, 174

Sweet Cream | 23, 38, 45, 72, 78, 85, 88, 109, 117, 127, 144, 145, 154

Sweet Dough | 23, 72, 91, 96, 102, 106, 107, 118

Sweet Fig | 23, 78, 95, 96, 102

Sweetness | 23, 30, 32, 38, 39, 40, 45, 46, 48, 49, 50, 52, 53, 59, 64, 66,
72, 74, 75, 84, 86, 91, 95, 107, 109, 116, 118, 125, 132, 135, 139,
145, 154, 156, 163, 165, 180, 185, 189

Tangerine | 23, 62, 132, 148

Tatanka Tobacco | 24, 184, 187, 188, 189

Tequila Agave | 23

Thai Chai | 24, 128, 189

Toffee | 23, 62, 105, 128

Tricks Cereal | 23

Tropical Citrus | 24

Tropical Punch | 24, 60

Turkish Tobacco | 24, 168, 169, 172, 173, 179, 190

Vanilla Bean | 23, 42, 57, 58, 80, 89, 90, 119, 123, 126, 130, 150, 151, 158,
165, 181, 183, 186, 188

Vanilla Custard | 23, 29, 57, 79, 85, 90, 93, 102, 108, 112, 114, 119, 123,
177, 187

Index Continued...

Vanilla Pudding | 23, 34, 37, 56, 58, 62, 71, 74, 75, 76, 79, 80, 83, 87, 90,
91, 95, 96, 105, 113, 115, 117, 121, 126, 128, 130, 140, 144, 151,
158, 183, 186, 189

Virginia Tobacco | 24, 173

Waffle | 23

Watermelon | 23, 38, 46, 56, 59, 60, 64, 65, 66

Wheat | 23, 117

Whipped Cream | 23, 31, 94, 98, 107, 113, 151

White Chocolate | 23, 75, 76, 87, 106

Wild Melon | 23, 39, 46, 56, 59, 63, 64, 66, 80, 143, 154, 161

Wood Spice | 23

Yakima Hops | 23

Yam | 23, 85, 104

Thank You for DIY Vaping!

Stay tuned via our newsletters or social media for information about our next book.

Flavorah – *The Flavoring for Vape*